



ELSEVIER

Available online at [www.sciencedirect.com](http://www.sciencedirect.com)

SCIENCE @ DIRECT®

PHYSICS LETTERS B

Physics Letters B 561 (2003) 213–224

[www.elsevier.com/locate/npe](http://www.elsevier.com/locate/npe)

# A measurement of the gluon splitting rate into $c\bar{c}$ pairs in hadronic Z decays

ALEPH Collaboration

A. Heister, S. Schael

*Physikalisches Institut der RWTH-Aachen, D-52056 Aachen, Germany*

R. Barate, R. Brunelière, I. De Bonis, D. Decamp, C. Goy, S. Jezequel, J.-P. Lees,  
F. Martin, E. Merle, M.-N. Minard, B. Pietrzyk, B. Trocme

*Laboratoire de Physique des Particules (LAPP), IN<sup>2</sup>P<sup>3</sup>-CNRS, F-74019 Annecy-le-Vieux Cedex, France*

S. Bravo, M.P. Casado, M. Chmeissani, J.M. Crespo, E. Fernandez,  
M. Fernandez-Bosman, Ll. Garrido<sup>15</sup>, M. Martinez, A. Pacheco, H. Ruiz

*Institut de Física d'Altes Energies, Universitat Autònoma de Barcelona, E-08193 Bellaterra (Barcelona), Spain<sup>7</sup>*

A. Colaleo, D. Creanza, N. De Filippis, M. de Palma, G. Iaselli, G. Maggi, M. Maggi,  
S. Nuzzo, A. Ranieri, G. Raso<sup>24</sup>, F. Ruggieri, G. Selvaggi, L. Silvestris, P. Tempesta,  
A. Tricomi<sup>3</sup>, G. Zito

*Dipartimento di Fisica, INFN Sezione di Bari, I-70126 Bari, Italy*

X. Huang, J. Lin, Q. Ouyang, T. Wang, Y. Xie, R. Xu, S. Xue, J. Zhang, L. Zhang,  
W. Zhao

*Institute of High Energy Physics, Academia Sinica, Beijing, People's Republic of China<sup>8</sup>*

D. Abbaneo, T. Barklow<sup>26</sup>, O. Buchmüller<sup>26</sup>, M. Cattaneo, F. Cerutti, B. Clerbaux<sup>23</sup>,  
H. Drevermann, R.W. Forty, M. Frank, F. Gianotti, J.B. Hansen, J. Harvey,  
D.E. Hutchcroft<sup>30</sup>, P. Janot, B. Jost, M. Kado<sup>2</sup>, P. Mato, A. Moutoussi, F. Ranjard,  
L. Rolandi, D. Schlatter, G. Sguazzoni, W. Tejessy, F. Teubert, A. Valassi, I. Videau

*European Laboratory for Particle Physics (CERN), CH-1211 Geneva 23, Switzerland*

F. Badaud, S. Dessagne, A. Falvard<sup>20</sup>, D. Fayolle, P. Gay, J. Jousset, B. Michel,  
S. Monteil, D. Pallin, J.M. Pascolo, P. Perret

*Laboratoire de Physique Corpusculaire, Université Blaise Pascal, IN<sup>2</sup>P<sup>3</sup>-CNRS, Clermont-Ferrand, F-63177 Aubière, France*

J.D. Hansen, J.R. Hansen, P.H. Hansen, A. Kraan, B.S. Nilsson

*Niels Bohr Institute, 2100 Copenhagen, DK-Denmark<sup>9</sup>*

A. Kyriakis, C. Markou, E. Simopoulou, A. Vayaki, K. Zachariadou

*Nuclear Research Center Demokritos (NRCD), GR-15310 Attiki, Greece*

A. Blondel<sup>12</sup>, J.-C. Brient, F. Machefert, A. Rougé, M. Swynghedauw, R. Tanaka,  
H. Videau

*Laboratoire Leprince-Ringuet, Ecole Polytechnique, IN<sup>2</sup>P<sup>3</sup>-CNRS, F-91128 Palaiseau Cedex, France*

V. Ciulli, E. Focardi, G. Parrini

*Dipartimento di Fisica, Università di Firenze, INFN Sezione di Firenze, I-50125 Firenze, Italy*

A. Antonelli, M. Antonelli, G. Bencivenni, F. Bossi, G. Capon, V. Chiarella, P. Laurelli,  
G. Mannocchi<sup>5</sup>, G.P. Murtas, L. Passalacqua

*Laboratori Nazionali dell'INFN (LNF-INFN), I-00044 Frascati, Italy*

J. Kennedy, J.G. Lynch, P. Negus, V. O'Shea, A.S. Thompson

*Department of Physics and Astronomy, University of Glasgow, Glasgow G12 8QQ, United Kingdom<sup>10</sup>*

S. Wasserbaech

*Utah Valley State College, Orem, UT 84058, USA*

R. Cavanaugh<sup>4</sup>, S. Dhamotharan<sup>21</sup>, C. Geweniger, P. Hanke, V. Hepp, E.E. Kluge,  
G. Leibenguth, A. Putzer, H. Stenzel, K. Tittel, M. Wunsch<sup>19</sup>

*Kirchhoff-Institut für Physik, Universität Heidelberg, D-69120 Heidelberg, Germany<sup>16</sup>*

R. Beuselinck, W. Cameron, G. Davies, P.J. Dornan, M. Girone<sup>1</sup>, R.D. Hill,  
N. Marinelli, J. Nowell, S.A. Rutherford, J.K. Sedgbeer, J.C. Thompson<sup>14</sup>, R. White

*Department of Physics, Imperial College, London SW7 2BZ, United Kingdom<sup>10</sup>*

V.M. Ghete, P. Girtler, E. Kneringer, D. Kuhn, G. Rudolph

*Institut für Experimentalphysik, Universität Innsbruck, A-6020 Innsbruck, Austria<sup>18</sup>*

E. Bouhova-Thacker, C.K. Bowdery, D.P. Clarke, G. Ellis, A.J. Finch, F. Foster,  
G. Hughes, R.W.L. Jones, M.R. Pearson, N.A. Robertson, M. Smizanska

*Department of Physics, University of Lancaster, Lancaster LA1 4YB, United Kingdom*<sup>10</sup>

O. van der Aa, C. Delaere<sup>28</sup>, V. Lemaitre<sup>29</sup>

*Institut de Physique Nucléaire, Département de Physique, Université Catholique de Louvain, 1348 Louvain-la-Neuve, Belgium*

U. Blumenschein, F. Hölldorfer, K. Jakobs, F. Kayser, K. Kleinknecht, A.-S. Müller,  
B. Renk, H.-G. Sander, S. Schmeling, H. Wachsmuth, C. Zeitnitz, T. Ziegler

*Institut für Physik, Universität Mainz, D-55099 Mainz, Germany*<sup>16</sup>

A. Bonissent, P. Coyle, C. Curtil, A. Ealet, D. Fouchez, P. Payre, A. Tilquin

*Centre de Physique des Particules de Marseille, Univ. Méditerranée, IN<sup>2</sup>P<sup>3</sup>-CNRS, F-13288 Marseille, France*

F. Ragusa

*Dipartimento di Fisica, Università di Milano e INFN Sezione di Milano, I-20133 Milano, Italy*

A. David, H. Dietl, G. Ganis<sup>27</sup>, K. Hüttmann, G. Lütjens, W. Männer, H.-G. Moser,  
R. Settles, M. Villegas, G. Wolf

*Max-Planck-Institut für Physik, Werner-Heisenberg-Institut, D-80805 München, Germany*<sup>16</sup>

J. Boucrot, O. Callot, M. Davier, L. Duflot, J.-F. Grivaz, Ph. Heusse, A. Jacholkowska<sup>6</sup>,  
L. Serin, J.-J. Veillet

*Laboratoire de l'Accélérateur Linéaire, Université de Paris-Sud, IN<sup>2</sup>P<sup>3</sup>-CNRS, F-91898 Orsay Cedex, France*

P. Azzurri, G. Bagliesi, T. Boccali, L. Foà, A. Giammanco, A. Giassi, F. Ligabue,  
A. Messineo, F. Palla, G. Sanguinetti, A. Sciabà, P. Spagnolo, R. Tenchini, A. Venturi,  
P.G. Verdini

*Dipartimento di Fisica dell'Università, INFN Sezione di Pisa, e Scuola Normale Superiore, I-56010 Pisa, Italy*

O. Awunor, G.A. Blair, G. Cowan, A. Garcia-Bellido, M.G. Green, L.T. Jones,  
T. Medcalf, A. Misiejuk, J.A. Strong, P. Teixeira-Dias

*Department of Physics, Royal Holloway & Bedford New College, University of London, Egham, Surrey TW20 0EX, United Kingdom*<sup>10</sup>

R.W. Clifft, T.R. Edgecock, P.R. Norton, I.R. Tomalin, J.J. Ward

*Particle Physics Department Rutherford Appleton Laboratory, Chilton, Didcot, Oxon OX11 0QX, United Kingdom*<sup>10</sup>

B. Bloch-Devaux, D. Boumediene, P. Colas, B. Fabbro, E. Lançon, M.-C. Lemaire,  
E. Locci, P. Perez, J. Rander, B. Tuchming, B. Vallage

*CEA, DAPNIA/Service de Physique des Particules, CE-Saclay, F-91191 Gif-sur-Yvette Cedex, France*<sup>17</sup>

N. Konstantinidis, A.M. Litke, G. Taylor

*Institute for Particle Physics, University of California at Santa Cruz, Santa Cruz, CA 95064, USA*<sup>22</sup>

C.N. Booth, S. Cartwright, F. Combley<sup>25</sup>, P.N. Hodgson, M. Lehto, L.F. Thompson

*Department of Physics, University of Sheffield, Sheffield S3 7RH, United Kingdom*<sup>10</sup>

A. Böhrer, S. Brandt, C. Grupen, J. Hess, A. Ngac, G. Prange

*Fachbereich Physik, Universität Siegen, D-57068 Siegen, Germany*<sup>16</sup>

C. Borean, G. Giannini

*Dipartimento di Fisica, Università di Trieste e INFN Sezione di Trieste, I-34127 Trieste, Italy*

H. He, J. Putz, J. Rothberg

*Experimental Elementary Particle Physics, University of Washington, Seattle, WA 98195, USA*

S.R. Armstrong, K. Berkelman, K. Cranmer, D.P.S. Ferguson, Y. Gao<sup>13</sup>, S. González,  
O.J. Hayes, H. Hu, S. Jin, J. Kile, P.A. McNamara III, J. Nielsen, Y.B. Pan,  
J.H. von Wimmersperg-Toeller, W. Wiedenmann, J. Wu, Sau Lan Wu, X. Wu,  
G. Zobernig

*Department of Physics, University of Wisconsin, Madison, WI 53706, USA*<sup>11</sup>

G. Dissertori

*Institute for Particle Physics, ETH Hönggerberg, 8093 Zürich, Switzerland*

Received 3 February 2003; received in revised form 27 March 2003; accepted 28 March 2003

Editor: L. Montanet

---

## Abstract

The rate of gluon splitting into  $c\bar{c}$  pairs in hadronic Z decays is measured using the data sample collected by ALEPH from 1991 to 1995. The selection is based on the identification of leptons (electrons and muons) originating from semileptonic charm decays, and on the topological properties of signal events. The result derived from the selected sample is  $g_{c\bar{c}} = (3.26 \pm 0.23(\text{stat}) \pm 0.42(\text{syst}))\%$ .

© 2003 Published by Elsevier Science B.V.

---

## 1. Introduction

In this Letter a measurement of the production rate of  $c\bar{c}$  pairs from gluons in hadronic Z decays is described. The selection relies on tagging semileptonic decays of the c quarks from gluon splitting, and makes

use of several discriminating variables related to the event topology.

The rate of gluon splitting to  $c\bar{c}$  pairs is defined as

$$g_{c\bar{c}} = \frac{N(Z \rightarrow q\bar{q}g, g \rightarrow c\bar{c})}{N(Z \rightarrow \text{hadrons})}. \quad (1)$$

Measuring  $g_{c\bar{c}}$  is an important test of perturbative QCD at the Z scale. The processes  $g \rightarrow c\bar{c}$  and  $g \rightarrow b\bar{b}$  are also significant backgrounds for several analyses involving heavy quarks. For example, one third of the total experimental uncertainty on  $R_b$  comes from these processes [1]. Furthermore, gluon splitting to heavy quarks is a background for Higgs boson searches [2].

The theoretical treatment of the production of heavy quarks from gluons is described in [3–6] and the rate  $g_{c\bar{c}}$  is predicted to be in the range 1.4 to 2.5%.

Previous measurements have been performed using a  $D^*$  tag [7,8], a lepton tag [7,9] or event shape variables [9]. The lepton tag currently provides the most precise results.

## 2. The ALEPH detector

A detailed description of the ALEPH detector can be found in [10] and of its performance in [11]. A brief overview is given in this section.

Charged particles are detected in the central part of the apparatus, consisting of a high resolution silicon strip vertex detector (VDET), a cylindrical drift chamber (ITC) and a large time projection chamber (TPC). The three tracking detectors are immersed in a 1.5 T axial magnetic field provided by a superconducting solenoid. They are surrounded by the calorimetric system, consisting of the electromagnetic calorimeter (ECAL), the hadron calorimeter (HCAL) and the muon chambers.

The VDET [12] lies at the core of the tracking system. It is made of two layers, at average radii of 6.5 and 11.3 cm, each providing measurements in both the  $r\phi$  and  $rz$  projections, with a resolution of 12  $\mu\text{m}$  for  $r\phi$  coordinates and varying between 12 and 22  $\mu\text{m}$  for  $z$  coordinates, depending on the track polar angle  $\theta$ . The angular coverage is  $|\cos\theta| < 0.85$  for the inner layer and  $|\cos\theta| < 0.69$  for the outer layer.

The ITC measures up to eight coordinates per track in the  $r\phi$  projection, with a resolution of 150  $\mu\text{m}$ .

<sup>1</sup> Also at CERN, 1211 Geneva 23, Switzerland.

<sup>2</sup> Now at Fermilab, P.O. Box 500, MS 352, Batavia, IL 60510, USA.

<sup>3</sup> Also at Dipartimento di Fisica di Catania and INFN Sezione di Catania, 95129 Catania, Italy.

<sup>4</sup> Now at University of Florida, Department of Physics, Gainesville, Florida 32611-8440, USA.

<sup>5</sup> Also Istituto di Cosmo-Geofisica del C.N.R., Torino, Italy.

<sup>6</sup> Also at Groupe d'Astroparticules de Montpellier, Université de Montpellier II, 34095 Montpellier, France.

<sup>7</sup> Supported by CICYT, Spain.

<sup>8</sup> Supported by the National Science Foundation of China.

<sup>9</sup> Supported by the Danish Natural Science Research Council.

<sup>10</sup> Supported by the UK Particle Physics and Astronomy Research Council.

<sup>11</sup> Supported by the US Department of Energy, grant DE-FG0295-ER40896.

<sup>12</sup> Now at Département de Physique Corpusculaire, Université de Genève, 1211 Genève 4, Switzerland.

<sup>13</sup> Also at Department of Physics, Tsinghua University, Beijing, People's Republic of China.

<sup>14</sup> Supported by the Leverhulme Trust.

<sup>15</sup> Permanent address: Universitat de Barcelona, 08208 Barcelona, Spain.

<sup>16</sup> Supported by Bundesministerium für Bildung und Forschung, Germany.

<sup>17</sup> Supported by the Direction des Sciences de la Matière, C.E.A.

<sup>18</sup> Supported by the Austrian Ministry for Science and Transport.

<sup>19</sup> Now at SAP AG, 69185 Walldorf, Germany.

<sup>20</sup> Now at Groupe d'Astroparticules de Montpellier, Université de Montpellier II, 34095 Montpellier, France.

<sup>21</sup> Now at BNP Paribas, 60325 Frankfurt am Main, Germany.

<sup>22</sup> Supported by the US Department of Energy, grant DE-FG03-92ER40689.

<sup>23</sup> Now at Institut Inter-universitaire des hautes Energies (IIHE), CP 230, Université Libre de Bruxelles, 1050 Bruxelles, Belgique.

<sup>24</sup> Also at Dipartimento di Fisica e Tecnologia Relative, Università di Palermo, Palermo, Italy.

<sup>25</sup> Deceased.

<sup>26</sup> Now at SLAC, Stanford, CA 94309, USA.

<sup>27</sup> Now at INFN Sezione di Roma II, Dipartimento di Fisica, Università di Roma Tor Vergata, 00133 Roma, Italy.

<sup>28</sup> Research Fellow of the Belgium FNRS.

<sup>29</sup> Research Associate of the Belgium FNRS.

<sup>30</sup> Now at Liverpool University, Liverpool L69 7ZE, United Kingdom.

The TPC provides up to 21 three-dimensional coordinates per track, with resolutions in the  $r\phi$  and  $rz$  projections of 180 and 500  $\mu\text{m}$ , respectively. The TPC also provides up to 338 measurements of the specific energy loss by ionization ( $dE/dx$ ); this allows electrons to be distinguished from other charged particles by more than three standard deviations up to a momentum of 8 GeV/ $c$ .

The ECAL is a sampling calorimeter covering the angular range  $|\cos\theta| < 0.98$ , segmented in  $0.9^\circ \times 0.9^\circ$  projective towers, read out in three longitudinal stacks. The nominal thickness of the calorimeter is 22 radiation lengths. The energy resolution for isolated electrons and photons is  $\sigma_E/E = 0.009 + 0.18/\sqrt{E}$ , with  $E$  measured in GeV.

The hadron calorimeter (HCAL) is composed of 23 layers of streamer tubes interleaved with iron slabs. The total iron thickness corresponds to about 7 interaction lengths at normal incidence.

Electrons are identified by the characteristic longitudinal and transverse development of their associated showers in the ECAL. The  $dE/dx$  information from the TPC is used to enhance the hadron rejection power, while non-prompt electrons originating from photon conversions in the detector material are rejected on the basis of their kinematical and geometrical properties.

Muons are identified by their penetration pattern in the HCAL; the additional three-dimensional coordinates measured in two double layers of external muon chambers help in resolving the remaining possible ambiguities.

The lepton identification technique is described in detail in [13,14], with minimum momentum cuts of 2 GeV/ $c$  for electrons and 2.5 GeV/ $c$  for muons.

### 3. Preselection

The analysis is based on the LEP 1 data set, which consists of about 3.9 million  $Z \rightarrow q\bar{q}$  decays collected by ALEPH from 1991 to 1995. The analysis makes also use of 8.7 million simulated  $Z \rightarrow q\bar{q}$  events, 5.1 million  $Z \rightarrow b\bar{b}$  events, 2.3 million  $Z \rightarrow c\bar{c}$  events, and 1.8 million signal events each containing the  $g \rightarrow c\bar{c}$  process. The generator is based on JET-SET 7.3 [15], and all events are passed through a detailed simulation of the detector based on GEANT 3

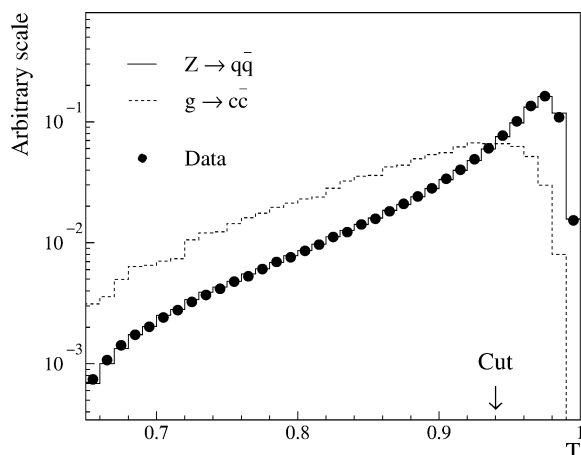


Fig. 1. Thrust distributions for data and simulation, normalized to the same area.

[16]. Simulated events are reweighted to take into account the latest world average of  $g_{c\bar{c}}$  and  $g_{b\bar{b}}$ .

The method relies on the analysis of events clustered into three jets, where an electron or a muon is found in the least energetic jet (taken to be the gluon jet candidate). Additional discrimination between signal and background is obtained using variables related to the event topology.

First, events with a small value of the thrust are selected ( $T < 0.94$ ). Fig. 1 shows the thrust distribution for data and simulated hadronic events, together with the distribution of signal events. For the events selected, particles are clustered into three jets, using the JADE algorithm [17] (“ $E$ -scheme”). The energies of the jets are recalculated by enforcing energy and momentum conservation, under the assumptions that jet directions are perfectly measured and that jets are massless, as

$$E_i = E_{\text{cm}} \frac{\sin \psi_{jk}}{\sin \psi_{jk} + \sin \psi_{ij} + \sin \psi_{ik}}, \quad (2)$$

where  $E_{\text{cm}}$  is the centre-of-mass energy and  $\psi_{ij}$  is the angle between jets  $i$  and  $j$ . Non-planar events, for which Eq. (2) does not hold, are rejected by requiring  $\psi_{12} + \psi_{23} + \psi_{31} > 358^\circ$ . The jet energies calculated in this way are used to order the three jets by decreasing energy.

Lepton candidates are searched for, following the same procedure as in [13]. In the present analysis the cut on the distance of closest approach of the lepton track to the beam axis ( $d_0$ ) is tightened to  $d_0 < 0.1$  cm,

Table 1  
Composition of the preselected sample

	e (%)	$\mu$ (%)
$g \rightarrow c\bar{c}$	$17.0 \pm 0.3$	$12.8 \pm 0.3$
$g \rightarrow b\bar{b}$	$3.4 \pm 0.2$	$2.5 \pm 0.1$
$Z \rightarrow u\bar{u}, d\bar{d}, s\bar{s}$	$10.9 \pm 0.3$	$27.7 \pm 0.4$
$Z \rightarrow c\bar{c}$	$21.5 \pm 0.4$	$20.0 \pm 0.3$
$Z \rightarrow b\bar{b}$	$47.2 \pm 0.4$	$37.0 \pm 0.4$

Table 2  
Fraction of different particle types in the samples of muon and electron candidates, after preselection

Muon candidates		Electron candidates	
Prompt $\mu$	56%	Prompt e	69%
$\pi \rightarrow \mu\nu$	25%	$\gamma \rightarrow e^+e^-$	26%
Misidentified $\pi$	10%	Misidentified $\pi$	4%
$K \rightarrow \mu\nu$	5%	Others	1%
Misidentified K	3%		
Others	1%		

to improve the rejection of leptons from K or  $\pi$  decay. Events with an identified lepton belonging to the third jet are retained for further analysis.

This preselection yields 13363 events, out of which 5639 contain an electron candidate and 7724 a muon candidate. The composition of the two subsamples evaluated with simulated events is shown in Table 1, the flavour content of the background is substantially different in the two cases. The larger fraction of light quark events for the muon subsample is related to the contamination of pions. The fraction of different particle types contributing to the samples of muon and electron candidates is shown in Table 2, where prompt lepton indicates a lepton originating from the decay of a heavy flavour particle.

#### 4. The extraction of $g_{c\bar{c}}$

The purity of the selected sample is inadequate to perform a measurement of  $g_{c\bar{c}}$  with a meaningful precision. Additional variables are needed to provide further separation between the signal and the  $Z \rightarrow q\bar{q}$  background, as follows.

- After the preselection cut mentioned in Section 3, as clearly visible from the distributions in Fig. 1, the thrust  $T$  retains some discriminating power

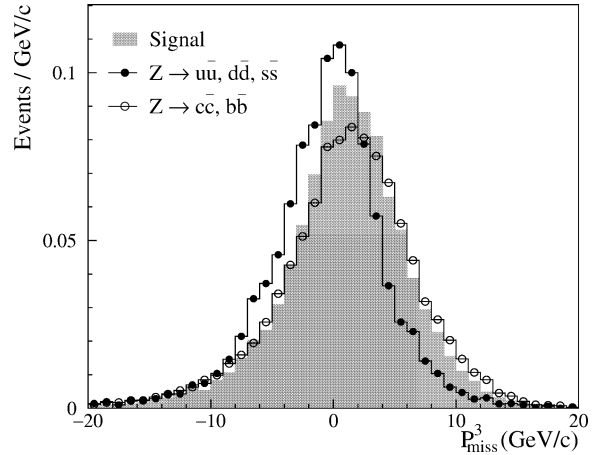


Fig. 2. Distributions of the signal and of the background components, normalized to the same area, for  $P_{\text{miss}}^3$ .

between the (multi-jet-like) signal events and the bulk of the  $Z \rightarrow q\bar{q}$  background.

- Each event is divided into two hemispheres by a plane perpendicular to the thrust axis. The confidence levels  $B_1$  and  $B_2$  (hereafter called b-tag probabilities [18]) that the charged particle tracks of each hemisphere originate from the primary vertex provide a tag against  $Z \rightarrow b\bar{b}$  events and, to a lesser extent,  $Z \rightarrow c\bar{c}$  events.

- The b-tag probability  $b_\ell$  and the momentum  $P_\ell$  of the tagged lepton in the third jet also contribute to the aforementioned anti-b-tag capability.

- Conversely, the projection  $P_{\text{miss}}^3$  of the missing momentum along the axis of the third jet is largest for  $c \rightarrow \ell$  decays, and is therefore discriminant against  $Z \rightarrow u\bar{u}, d\bar{d}$  and  $s\bar{s}$  events, for which the missing momentum direction is mostly random. This variable is statistically almost as powerful as the third jet mass, used, for instance, in [7,9]. However, the latter is not included in the present analysis because it is found to depend on details of the fragmentation model and to be inadequately reproduced by the simulation.

- Finally, the relative discriminating power of the variables mentioned above varies with the third jet polar angle. The cosine  $|\cos\theta_\ell|$  of the tagged lepton polar angle is therefore added to better control this dependence.

These variables are combined with an artificial neural network into single discriminants,  $N_e$  and  $N_\mu$ ,

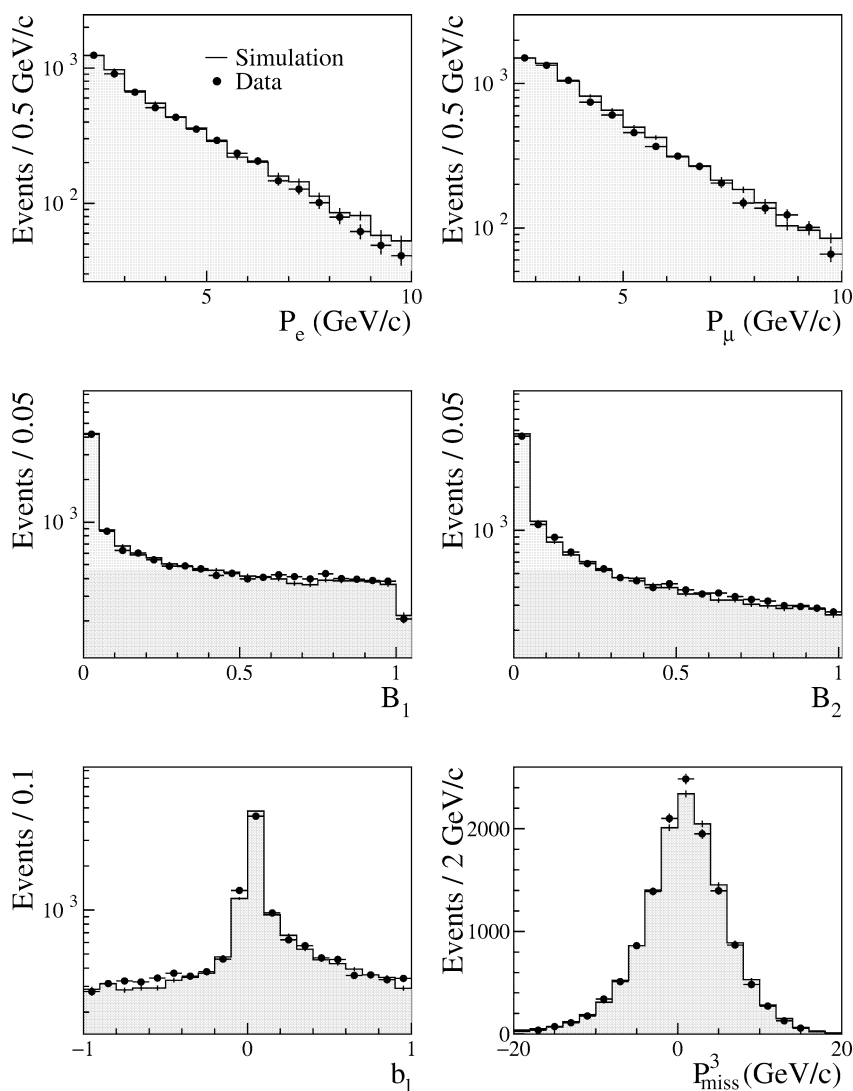


Fig. 3. Distribution of the variables with highest discriminating power, in data and simulation.

for the electron and the muon samples separately. The neural network is trained with half the simulated  $Z \rightarrow q\bar{q}$  sample and half the simulated signal sample. The remaining statistics, together with the  $Z \rightarrow c\bar{c}$  and the  $Z \rightarrow b\bar{b}$  simulated samples, are used to determine the selection efficiencies.

As an example, the discriminant power of  $P_{\text{miss}}^3$  is shown in Fig. 2, where the distributions of the signal and background components are compared (normalized to the same area). Fig. 3 shows the agreement be-

tween data and simulation for the variables with highest discriminating power, at preselection level.

The distributions of  $N_e$  and  $N_\mu$  are shown in Fig. 4. The separation between signal and background is worse for the muon subsample, due to the high contamination of non-prompt muons in the preselected sample.

The cuts on  $N_e$  and  $N_\mu$  are chosen to be 0.55 and 0.45 in order to minimize the total uncertainty on  $g_{c\bar{c}}$ . This final selection cut yields 2258 events with



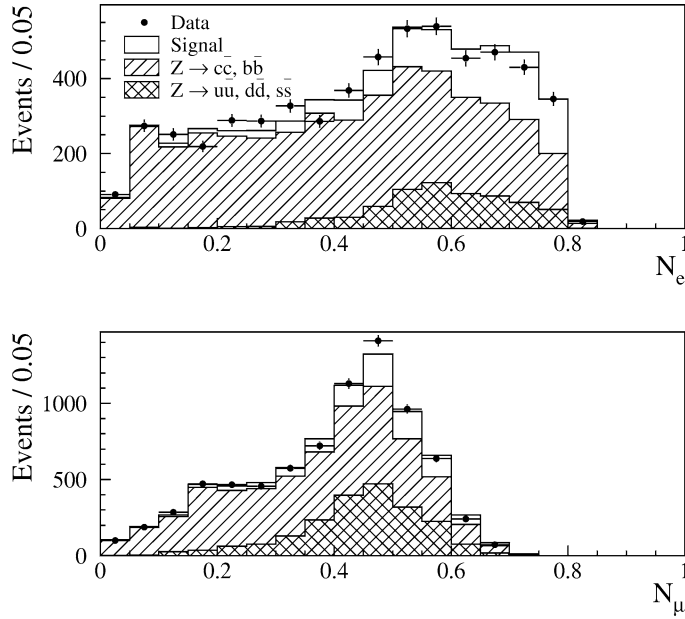


Fig. 4. Output of the neural network for electrons and muons. In these plots, the signal is normalized according to the results obtained from Eq. (3).

Table 3

Composition of the selected sample, after the cuts on  $N_e$  and  $N_\mu$

	$e$ (%)	$\mu$ (%)
$g \rightarrow c\bar{c}$	25	18
$g \rightarrow b\bar{b}$	4	2
$Z \rightarrow u\bar{u}, d\bar{d}, s\bar{s}$	18	35
$Z \rightarrow c\bar{c}$	28	22
$Z \rightarrow b\bar{b}$	25	23

Table 4

Fraction of events selected and selection efficiencies for the different event categories, with statistical errors

	Electrons (%)	Muons (%)
$f$	$0.0600 \pm 0.0013$	$0.0885 \pm 0.0015$
$\epsilon_Q$	$0.0431 \pm 0.0006$	$0.0747 \pm 0.0009$
$\epsilon_C$	$0.491 \pm 0.005$	$0.473 \pm 0.005$
$\epsilon_B$	$0.81 \pm 0.06$	$0.80 \pm 0.06$

an electron candidate and 3332 events with a muon candidate. The sample composition is estimated from the simulation, and is shown in Table 3.

The value of the gluon splitting rate is extracted as

$$g_{c\bar{c}} = \frac{f - (1 - g_{b\bar{b}})\epsilon_Q - g_{b\bar{b}}\epsilon_B}{\epsilon_C - \epsilon_Q}, \quad (3)$$

where  $f$  is the fraction of events selected in the data. The selection efficiencies  $\epsilon_Q$ ,  $\epsilon_C$ ,  $\epsilon_B$  for events with, respectively, no gluon splitting, gluon splitting in  $c\bar{c}$ , and gluon splitting in  $b\bar{b}$  are estimated from the simulation (Table 4).

In the calculation of  $g_{c\bar{c}}$ ,  $g_{b\bar{b}}$  is fixed to the latest world average value  $(2.54 \pm 0.51) \times 10^{-3}$  [19]. The results extracted from the two subsamples are  $g_{c\bar{c}}^e =$

$(3.32 \pm 0.28)\%$  and  $g_{c\bar{c}}^\mu = (2.99 \pm 0.38)\%$ , where the errors only account for the statistical uncertainty on  $f$ .

## 5. Systematic errors

The sources of uncertainty on the selection efficiencies given in Table 4 are discussed in this section. The resulting systematic uncertainties on  $g_{c\bar{c}}$  are summarized in Table 8.

### (i) Statistics of the simulation

The statistical uncertainties on the selection efficiencies translate to  $\Delta g_{c\bar{c}}^e = \pm 0.13\%$  and  $\Delta g_{c\bar{c}}^\mu = \pm 0.21\%$ .

Table 5

Effect of the uncertainties on the rates and energy spectra of heavy hadron semileptonic decays

	$\Delta g_{cc}^e$ (%)	$\Delta g_{cc}^\mu$ (%)
$\text{BR}(b \rightarrow \ell) = (10.65 \pm 0.23)\%$	$\pm 0.05$	$\pm 0.06$
$\text{BR}(b \rightarrow c \rightarrow \ell) = (8.04 \pm 0.19)\%$	$\pm 0.02$	$\pm 0.03$
$\text{BR}(c \rightarrow \ell) = (9.73 \pm 0.32)\%$	$\pm 0.23$	$\pm 0.20$
$b \rightarrow \ell$ modelling	$-0.01$	$< 0.01$
$b \rightarrow c \rightarrow \ell$ modelling	$+0.02$	$+0.02$
$c \rightarrow \ell$ modelling	$+0.03$	$+0.12$

(ii) *Gluon splitting to  $b\bar{b}$  pairs*

The uncertainty on  $g_{b\bar{b}}$  yields  $\Delta g_{cc}^e = \pm 0.09\%$  and  $\Delta g_{cc}^\mu = \pm 0.10\%$ .

(iii) *Thrust cut*

The efficiency of the thrust cut is found to be slightly but significantly different in data and simulation. The effect is taken into account by reweighting the simulated efficiencies to the data efficiencies. If no reweighting is performed, a shift is observed in the result:  $\Delta g_{cc}^e = +0.07\%$  and  $\Delta g_{cc}^\mu = +0.11\%$ . This shift is taken as an error estimate, with full correlation between the two channels.

(iv) *Heavy quark properties*

The lifetimes of the b-hadrons determine the impact parameter distribution of the decay products, which is the basis of the “anti-b-tag” method used in this analysis. Their experimental values are taken from [20]; the uncertainties translate to  $\Delta g_{cc}^e = \pm 0.03\%$  and  $\Delta g_{cc}^\mu = \pm 0.03\%$ .

The semileptonic branching ratios of c- and b-hadrons [21] affect the flavour composition of the samples. Their uncertainties and their influence on the result of the analysis are shown in Table 5.

The energy spectra of leptons coming from  $b \rightarrow \ell$ ,  $c \rightarrow \ell$  and  $b \rightarrow c \rightarrow \ell$  decays have been tuned and varied as in [22], and the effect has been propagated to the measured gluon splitting rate as shown in Table 5. The  $x_E$  ( $\equiv p_{\text{had}}/E_{\text{beam}}$ ) distribution of the heavy hadrons affects their decay length distribution and the momenta of their decay products. The uncertainty coming from the limited knowledge of this quantity has been evaluated by varying the mean  $x_E^{(b)}$  and  $x_E^{(c)}$  within their estimated errors:  $\langle x_E^{(b)} \rangle = 0.702 \pm 0.008$ ,  $\langle x_E^{(c)} \rangle = 0.484 \pm 0.008$  [19], obtaining  $\Delta g_{cc}^e = \pm 0.02\%$ ,  $\Delta g_{cc}^\mu = \pm 0.03\%$  and  $\Delta g_{cc}^e = \pm 0.04\%$ ,  $\Delta g_{cc}^\mu = \pm 0.05\%$ , respectively.

(v) *Lepton identification efficiency*

The charm particles produced from gluon splitting are generally of low energy and this has two consequences for the lepton selection. Close to the lower momentum cut-offs the identification efficiency for the electrons degrades due to the poorer relative energy resolution of the calorimeter, whilst for the muons there is an increasing level of backgrounds from  $\pi$  and K decays, as discussed in (vi). The systematic error associated to the lepton identification efficiency is estimated as in [13]. The resulting effect is  $\Delta g_{cc}^e = \pm 0.18\%$  and  $\Delta g_{cc}^\mu = \pm 0.01\%$ .

(vi) *Fake and non-prompt leptons*

A light hadron (K,  $\pi$ ), or a light hadron decaying to a muon within the tracking volume ( $K \rightarrow \mu$ ,  $\pi \rightarrow \mu$ ), can be selected by the muon identification algorithm with a certain probability. A reliable estimate of such a mistag probability is important for the evaluation of the purity of the selected sample, derived from simulated events.

Two high-purity samples of light hadrons are selected, and the muon selection efficiencies in data and simulation are compared.

The first sample is selected inclusively by means of a dedicated “uds” tag, designed to select event hemispheres that do not contain decay products of heavy flavoured particles. Such a tag is based on the presence of secondary vertices, on the momentum of the fastest charged particle, on the total visible energy and, if a lepton candidate is present, on its transverse momentum with respect to the jet axis. Tracks are selected in the opposite hemisphere with the muon identification kinematic cuts as in Section 3.

A second sample is obtained by reconstructing  $K_S^0$  decays, as in [23]. The candidates are required to have a decay length larger than 1 cm, and an invariant mass in a window of width  $(0.014 + 0.3 P_K/\sqrt{s})$  GeV/ $c^2$  around the nominal  $K_S^0$  mass. The contamination of prompt muons from heavy flavour decays is further reduced by applying a soft uds tag to the hemisphere opposite to the  $K_S^0$  candidate.

The number of tracks selected and identified as muon in data and simulation are shown, for the two samples, in Tables 6 and 7. The mistag probability in the data is calculated after subtracting the prompt muon component estimated from the simulation.

The two samples consistently indicate that the mistag probability is higher in data than in the simulation, by

Table 6

Performance of the prompt-muon identification on uds-fragmentation hadrons

	Simulation	Data
Number of tracks	564396	332103
Number of prompt $\mu$	432	–
Tracks identified as $\mu$	3072	2077
Prompt $\mu$ identified as $\mu$	351	–
Mistag ( $10^{-3}$ )	$4.83 \pm 0.08$	$5.64 \pm 0.13$

Table 7

Performance of the prompt-muon identification on pions from  $K_S^0$  decays

	Simulation	Data
Number of tracks	113068	50162
Number of prompt $\mu$	199	–
Tracks identified as $\mu$	662	326
Prompt $\mu$ identified as $\mu$	156	–
Mistag ( $10^{-3}$ )	$4.48 \pm 0.20$	$5.13 \pm 0.31$

the ratios  $1.17 \pm 0.03$  and  $1.15 \pm 0.09$ . A correction factor of  $1.17 \pm 0.05$  has been conservatively applied to the simulation. The resulting uncertainty on the measurement is  $\Delta g_{cc}^{\mu} = \pm 0.50\%$ .

For electrons an uncertainty of 20% is assigned to the rate of misidentified hadrons, and of 5% to the rate of photon conversions [13], yielding  $\Delta g_{cc}^e = \pm 0.09\%$ .

#### (vii) Generators

The modelling of the  $g \rightarrow c\bar{c}$  process affects the selection efficiencies and hence the value of  $g_{cc}$ . The process can be described in terms of three basic variables: the energy  $E_g$  of the gluon, its effective mass  $m_g^*$  and the decay angle  $\theta^*$  of the c-quark, measured in the gluon rest frame. The distributions of these variables as given by the JETSET generator are reweighted to match the prediction of the HERWIG generator [24], and the difference observed in the measured value of  $g_{cc}$  is taken as an estimate of the systematic uncertainty. The procedure yields  $\Delta g_{cc}^e = +0.05\%$  and  $\Delta g_{cc}^{\mu} = +0.26\%$  for the effect of  $E_g$  and  $m_g^*$  (which are strongly correlated),  $\Delta g_{cc}^e = -0.06\%$  and  $\Delta g_{cc}^{\mu} = -0.12\%$  for the angular distribution.

#### (viii) Mass of the charm quark

The mass of the charm quark is taken to be  $1.2 \pm 0.2 \text{ GeV}/c^2$ . A shift in the charm mass results in a variation of the  $E_g$  and  $m_g^*$  distributions. The corresponding uncertainties on the measured values are  $\Delta g_{cc}^e = \pm 0.19\%$  and  $\Delta g_{cc}^{\mu} = \pm 0.24\%$ .

Table 8

Summary of the statistical and systematic uncertainties

Source of error	$\Delta g_{cc}^e$ (%)	$\Delta g_{cc}^{\mu}$ (%)
Statistical error	0.28	0.38
Statistics of the simulation	0.13	0.21
$g_{b\bar{b}}$	0.09	0.10
Thrust cut efficiency	0.07	0.11
BR( $b \rightarrow \ell$ )	0.05	0.06
BR( $b \rightarrow c \rightarrow \ell$ )	0.02	0.03
BR( $c \rightarrow \ell$ )	0.23	0.20
$b \rightarrow \ell$ spectrum	0.01	< 0.01
$b \rightarrow c \rightarrow \ell$ spectrum	0.02	0.02
$c \rightarrow \ell$ spectrum	0.03	0.12
Lifetimes of b hadrons	0.03	0.03
$\langle x_E^{(c)} \rangle$	0.04	0.05
$\langle x_E^{(b)} \rangle$	0.02	0.03
Lepton identification	0.18	0.01
Lepton background	0.09	0.50
Generators, $\theta^*$	0.06	0.12
Generators, $E_g, m_g^*$	0.05	0.26
$m_c$	0.19	0.24
Total systematic error	0.42	0.72

## 6. Consistency checks

### 6.1. Stability of the neural network cuts

The stability of the results is checked against the cuts on  $N_e$  and  $N_{\mu}$ . Fig. 5 shows, for the electron and muon subsamples, the variation of the results vs. the cuts, together with the statistically uncorrelated error. No significant dependence is observed.

### 6.2. Analysis of simulated events

In the simulation, without reweighting, the fraction of hadronic events with a gluon splitting to a  $c\bar{c}$  pair is 1.79%. The analysis applied to simulated events yields  $g_{cc}^e = (1.70 \pm 0.21)\%$  and  $g_{cc}^{\mu} = (1.75 \pm 0.29)\%$ , consistent with the input value.

### 6.3. Shape of $N_e$ and $N_{\mu}$

The shape of the neural network output distributions for the electron and the muon samples is shown in Fig. 4. The agreement between data and simulation over the whole range confirms that the excess observed in the data is compatible with originating from gluon splitting to  $c\bar{c}$ . A fit of  $g_{cc}$  to this shape would have,

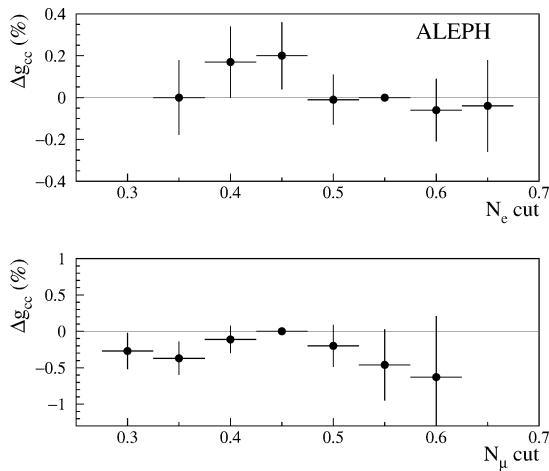


Fig. 5.  $\Delta g_{c\bar{c}}$  vs. the  $N_e$ ,  $N_\mu$  cut. The error bars indicate the uncorrelated uncertainties.

therefore, been feasible and would have (marginally) improved the statistical accuracy of the measurement. However, because this shape is expected to be sensitive to details of the fragmentation simulation, the already dominant systematic uncertainty would have increased accordingly, thus reducing the significance of the measurement.

## 7. Results and conclusions

The rate of gluon splitting to a  $c\bar{c}$  pair in hadronic Z decays has been measured from samples containing an electron or a muon candidate:

$$g_{c\bar{c}}^e = (3.32 \pm 0.28(\text{stat}) \pm 0.42(\text{syst}))\%,$$

$$g_{c\bar{c}}^\mu = (2.99 \pm 0.38(\text{stat}) \pm 0.72(\text{syst}))\%.$$

The two results are combined with the correlations between systematic uncertainties taken into account using the BLUE technique [25]. The combined final ALEPH result is

$$g_{c\bar{c}} = (3.26 \pm 0.23(\text{stat}) \pm 0.42(\text{syst}))\%.$$

This result is in agreement with the other measurements [7–9] and with the present world average  $g_{c\bar{c}} = (2.96 \pm 0.38)\%$  [19].

## Acknowledgements

We wish to thank our colleagues from the accelerator divisions for the successful operation of LEP. It is also a pleasure to thank the engineers and technicians of the collaborating institutions for their support in constructing and maintaining the ALEPH experiment. Those of us from non-member states thank CERN for its hospitality.

## References

- [1] LEP Electroweak Working Group, A combination of preliminary electroweak measurements and constraints on the Standard Model, 2002, CERN-EP/2002-091.
- [2] ALEPH Collaboration, Phys. Lett. B 526 (2002) 191.
- [3] D.J. Miller, RAL-TR-98-043, hep-ph/9806302.
- [4] M.H. Seymour, Nucl. Phys. B 436 (1995) 163.
- [5] S. Frixione, et al., Adv. Ser. Direct. High Energy Phys. 15 (1998) 609.
- [6] A.K. Likhoded, A.I. Onishchenko, Phys. Atom. Nucl. 60 (1997) 623.
- [7] OPAL Collaboration, Eur. Phys. J. C 13 (2000) 1.
- [8] ALEPH Collaboration, Eur. Phys. J. C 16 (2000) 597.
- [9] L3 Collaboration, Phys. Lett. B 476 (2000) 243.
- [10] ALEPH Collaboration, Nucl. Instrum. Methods A 294 (1990) 121.
- [11] ALEPH Collaboration, Nucl. Instrum. Methods A 360 (1995) 481.
- [12] B. Mours, et al., Nucl. Instrum. Methods A 379 (1996) 101.
- [13] ALEPH Collaboration, Eur. Phys. J. C 22 (2002) 613.
- [14] ALEPH Collaboration, Nucl. Instrum. Methods A 346 (1994) 461.
- [15] T. Sjöstrand, PYTHIA 5.7 and JETSET 7.4 physics and manual, 1993, CERN-TH.7112/93.
- [16] R. Brun et al., GEANT, 1984, CERN DD/EE/84-1.
- [17] JADE Collaboration, W. Bartel, et al., Z. Phys. C 33 (1986) 23.
- [18] ALEPH Collaboration, Phys. Lett. B 401 (1997) 163.
- [19] LEP/SLD Heavy Flavour Working Group, Final input parameters for the LEP/SLD heavy flavour analyses, 2001, LEPHF/2001-01.
- [20] Particle Data Group, K. Hagiwara, et al., Phys. Rev. D 66 (2002) 1.
- [21] A. Tricomi, The  $B$  semileptonic branching fractions in  $Z \rightarrow b\bar{b}$  decays, Proceedings of the 31st International Conference on High Energy Physics, Amsterdam, 24–31 July 2002.
- [22] ALEPH Collaboration, Eur. Phys. J. C 24 (2002) 177.
- [23] ALEPH Collaboration, Z. Phys. C 64 (1994) 361.
- [24] G. Marchesini, et al., Comput. Phys. Commun. 67 (1992) 465; G. Corcella, et al., JHEP 0101 (2001) 010.
- [25] L. Lyons, D. Gibaut, P. Clifford, Nucl. Instrum. Methods A 270 (1988) 110.