

SCIENTIFIC REPORTS



OPEN

Topological, non-topological and instanton droplets driven by spin-transfer torque in materials with perpendicular magnetic anisotropy and Dzyaloshinskii–Moriya Interaction

Mario Carpentieri¹, Riccardo Tomasello², Roberto Zivieri^{2,3} & Giovanni Finocchio⁴

Received: 13 July 2015

Accepted: 12 October 2015

Published: 09 November 2015

The interfacial Dzyaloshinskii–Moriya Interaction can modify the topology of droplets excited by a localized spin-polarized current. Here, we show that, in addition to the stationary droplet excitations with skyrmion number either one (topological) or zero (non-topological), there exists, for a fixed current, an excited mode with a non-stationary time behavior. We call this mode “instanton droplet”, which is characterized by time domain transitions of the skyrmion number. These transitions are coupled to an emission of incoherent spin-waves that can be observed in the frequency domain as a source of noise. Our results are interesting from a fundamental point of view to study spin-wave emissions due to a topological transition in current-driven systems, and could open the route for experiments based on magnetoresistance effect for the design of a further generation of nanoscale microwave oscillators.

Solitons are self-localized wave packets that can be observed in media characterized by non-linear and dispersive constitutive laws and can be also classified on the basis of their topology, i.e. the skyrmion number^{1–5}. The study of magnetic solitons^{6,7} has been reinforced by the experimental evidence that spin-transfer torque (STT)⁸ can nucleate both static and dynamic solitons from a uniform state or manipulate strongly non-uniform magnetic configurations. In particular, static solitons can be achieved in either in-plane (vortices, antivortices, and domain walls) or out-of-plane devices (bubbles, skyrmions, and domain walls) and they can behave like particles, e.g. vortex⁹ and skyrmion^{10–13} can rotate around a nanocontact in point contact geometries (oscillators), skyrmions and domain walls can be shifted in a track (racetrack memory)^{14–17}. On the other hand, dynamical solitons that are unstable in dissipative magnetic materials, can be sustained by the STT and used as source of microwave emissions (self-oscillations) in nanoscale oscillators^{18–23}. In the recent literature, much attention has been given to the investigation of dynamical properties of topologically protected particles in materials with perpendicular magnetic anisotropy, i.e. skyrmions²⁴, while only few works have been devoted to the identification

¹Department of Electrical and Information Engineering, Politecnico di Bari, via E. Orabona 4, I-70125 Bari, Italy.

²Department of Computer Science, Modelling, Electronics and System Science, University of Calabria, via P. Bucci 41C, I-87036, Rende (CS), Italy. ³Department of Physics and Earth Sciences and CNISM Unit of Ferrara, University of Ferrara, Ferrara, via Saragat 1, I-44122, Ferrara, Italy. ⁴Department of Electronic Engineering, Industrial Chemistry and Engineering, University of Messina, c.da di Dio, I-98166, Messina, Italy. Correspondence and requests for materials should be addressed to M.C. (email: mario.carpentieri@poliba.it)

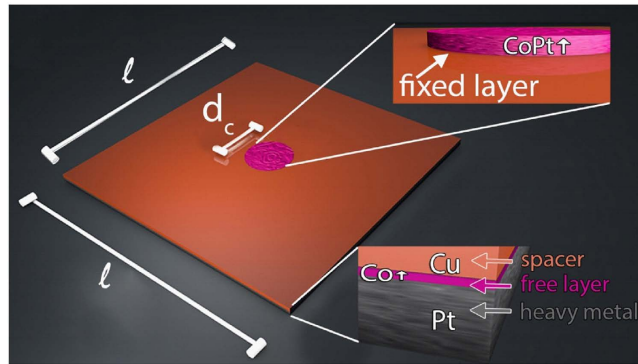


Figure 1. Device under investigation. Spin valve with a point contact geometry, where the Co free layer is coupled to the Pt underlayer. For the sake of clarity, an enlarged view of the nanocontact (fixed layer) and the diameter d_c of the nanocontact are illustrated, together with the dimensions $l \times l$ of the square cross section.

and study of topological modes²⁵. In detail, the excitation of a topological mode was predicted by Zhou *et al.*²⁵ and used to explain recent experimental observations in CoNi²⁶.

In this paper, we describe how the transition from non-topological droplet (NTD) to topological droplet (TD) or dynamical skyrmion occurs as a function of the i -DMI^{27–29}. The adjectives “non-topological” and “topological” are used to identify a mode with a skyrmion number zero ($S=0$) and one ($S=1$), respectively, since the skyrmion number characterizes the topological structure²⁰. Our key result is that the mode transition from NTD to TD is achieved through an intermediate i -DMI region, where the time-domain traces of the excitation exhibit non-stationary changes from NTD to TD and vice versa. We have called this new mode “instanton droplet” (ID), which can be seen as a combination of the TD and NTD, characterized by continuous changes of the skyrmion number. This excitation can be experimentally observed by means of microwave emissions data.

Results

Phase diagram description. Figure 1 shows a sketch of the studied device, consisting of a spin-valve of Pt(5 nm)/Co(0.6 nm)/Cu (4 nm)/CoPt(4 nm). The ultrathin Co layer acts as free layer (FL) (square cross section of $400 \times 400 \text{ nm}^2$ and thickness of 0.6 nm), while the CoPt acts as fixed layer or polarizer and it is shaped as a circular point contact (diameter $d_c = 70 \text{ nm}$) in order to locally inject the current into the FL. Both FL and polarizer have an out-of-plane magnetic state at zero bias field. A Cartesian coordinate system, with the x - and y -axes oriented along the in-plane directions of the device and the z -axis along its thickness, has been introduced.

Figure 2a summarizes the phase diagram of the magnetization as a function of the current density (swept back and forth) and the i -DMI parameter D . For the sake of simplicity, in the following, the current density $J < 0$ (the current flows from the FL to the fixed layer) is given in modulus. Five different states can be identified, two static states: uniform state along the z -direction (FM) and static skyrmion (SS), and three dynamical states, NTD^{20,21}, TD and ID. The i -DMI regions described above are separated by straight horizontal lines, as obtained with a D resolution of 0.05 mJ/m^2 , whereas the dotted line for $D = 3.7 \text{ mJ/m}^2$ marks the i -DMI value above which the skyrmion, once nucleated, is stable without current. In some current regions, the FM state is overlapped with the three dynamical states, since all the modes deal with a sub-critical Hopf bifurcation³⁰ (finite power at the threshold, current density hysteresis, the mode is switched off at a current density smaller than the excitation value, and the oscillation axis is different from the equilibrium configuration in the FM state). Starting from the FM state, the modes are excited at $J = 7.0 \times 10^7 \text{ A/cm}^2$ ($D < 3.0 \text{ mJ/m}^2$) independently of the i -DMI, while the switch-off current density depends on the i -DMI. This is due to the dependence of the i -DMI field (see equation (4) in Methods) on the spatial derivative of the magnetization that does not influence the excitation current in the uniform state. The SS state is achieved for $1.6 < D \leq 3.0 \text{ mJ/m}^2$ from the TD state with a reversible transition, while a static skyrmion, once excited, is stable with no current for $D \geq 3.7 \text{ mJ/m}^2$. From the theory developed in²⁹, the critical i -DMI parameter that stabilizes the skyrmion state is given by $D_c = 4 \frac{\sqrt{Ak_{\text{eff}}}}{\pi} = 4.4 \text{ mJ/m}^2$, where $k_{\text{eff}} = k_u - \frac{1}{2}\mu_0 M_s^2$. As expected and already well discussed in²⁹, the analytical value is larger than the micromagnetic one because the D_c expression has been derived within a 1D model.

We have also performed a systematic study of the stability phase diagram as a function of different physical parameters, namely the perpendicular anisotropy constant k_u , the exchange stiffness constant A and the Gilbert damping α_G . We found that, in order to achieve magnetization dynamics at zero external

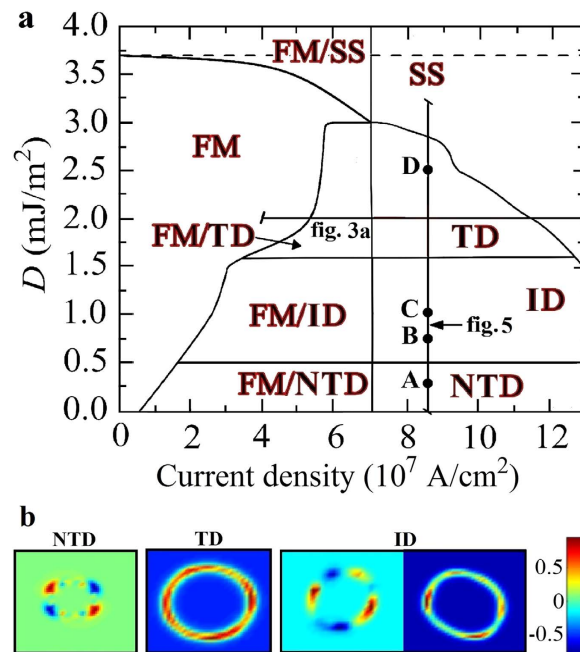


Figure 2. Magnetization phase diagram and topological density. (a) Stability phase diagram of the magnetization ground-state as a function of the modulus of the current density and of D at zero external magnetic field. Letters (A–D) are linked to Fig. 4. The meaning of the symbols in the phase diagram are as follows. FM: ferromagnetic; SS: static skyrmion; TD: topological droplet; NTD: non-topological droplet, ID: instanton droplet. (b) Spatial distribution of the topological density (a color scale is represented, red +1, blue –1) for the three dynamical states NTD, TD, and ID at i -DMI values of 0.00, 2.50, and 1.25 mJ/m², respectively.

magnetic field, a high perpendicular anisotropy ($k_u > 0.95$ MJ/m³) is needed, whose values have been already measured in similar devices³¹.

Discussion

Topological and non-topological droplet. The NTD mode is excited for $D \leq 0.5$ mJ/m² (see supplementary material MOVIE 1 for the NTD mode at $D = 0.0$ mJ/m² and $J = 8.5 \times 10^7$ A/cm²). The NTD dynamics concerns a 360° in-plane rotation of the domain wall spins^{18,20,21}. Unlike previous studies, where the NTD is characterized by two or four regions^{19,20} of opposite topological density, here the NTD exhibits a more complex behavior as can be also seen from a snapshot of the topological density in Fig. 2b and from the supplementary material MOVIE 2 ($D = 0.0$ mJ/m² and $J = 8.5 \times 10^7$ A/cm²). Close to $D = 0.25$ mJ/m², the NTD is characterized by a small shift of the droplet core together with the domain wall spins rotations (see supplementary material MOVIE 3 for the magnetization dynamics at $D = 0.25$ mJ/m² and $J = 8.5 \times 10^7$ A/cm²). The origin of the different topological density of the NTD will be discussed ahead in the last subsection.

The TD is excited for $1.6 < D \leq 3.0$ mJ/m². It exhibits a core breathing dynamics that is synchronized with a 360° in phase rotation (space and time) of the domain wall spins (see supplementary material MOVIE 4 for $D = 2.5$ mJ/m² and $J = 8.5 \times 10^7$ A/cm²), which can be seen as a continual change from Néel (radial outward and inward) to Bloch (counter clockwise and clockwise) skyrmion magnetic texture ($S = -1$, see a snapshot of the topological density in Fig. 2b and the supplementary material MOVIE 5 for $D = 2.5$ mJ/m² and $J = 8.5 \times 10^7$ A/cm²).

Figures 3a,b show the frequency-current and the output power vs current for $D = 2.0$ mJ/m² as computed from simulations, respectively. The oscillation frequency of the TD (at values smaller than the ferromagnetic resonance (FMR) frequency, about 37 GHz) decreases with increasing current¹⁹. The oscillation power computed from the z -component of the magnetization (perpendicular polarizer) shows a finite value at the excitation current when the initial state is the FM, as expected for a sub-critical Hopf bifurcation, whereas it tends to zero as soon as the SS state is approached. These results show that the TD state can be seen as a reversible linear mode of the SS justifying the name of dynamical skyrmion already used in literature.

Looking at the spatial distribution of the oscillating spins of the TD modes (see Fig. 3c) for the two-dimensional profile of the TD for $D = 2.5$ mJ/m² and $J = 8.5 \times 10^7$ A/cm² as computed with the micromagnetic spectral mapping technique^{32,33}, it is easy to demonstrate that the dimensionless output

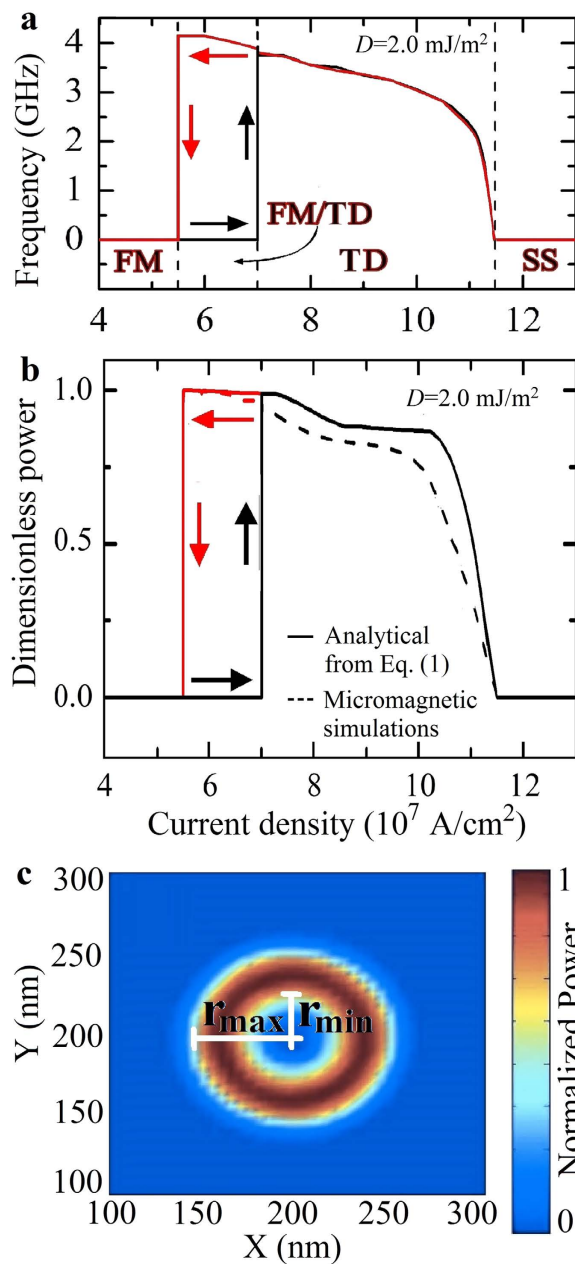


Figure 3. Oscillation frequency and power vs. current density. (a) Frequency-current density hysteresis loop at $D = 2.0 \text{ mJ/m}^2$; the black (red) arrows indicate the path where the initial state is FM (SS). (b) Output power as a function of current density for $D = 2.0 \text{ mJ/m}^2$. The solid line refers to the analytical computation from equation (1), while the dotted line is determined by micromagnetic calculations. The black (red) arrows indicate the path where the initial state is FM (SS). (c) Two dimensional spatial profile of the TD for $D = 2.5 \text{ mJ/m}^2$.

power p , due to a variation in the Giant Magnetoresistance (GMR) signal, is related to the breathing mode as:

$$p = \begin{cases} \left(1 - \frac{r_{\min}^2}{r_{\max}^2} \right) & r_{\max} \leq r_c \\ \left(1 - \frac{r_{\min}^2}{r_c^2} \right) & r_{\max} > r_c \end{cases} \quad (1)$$

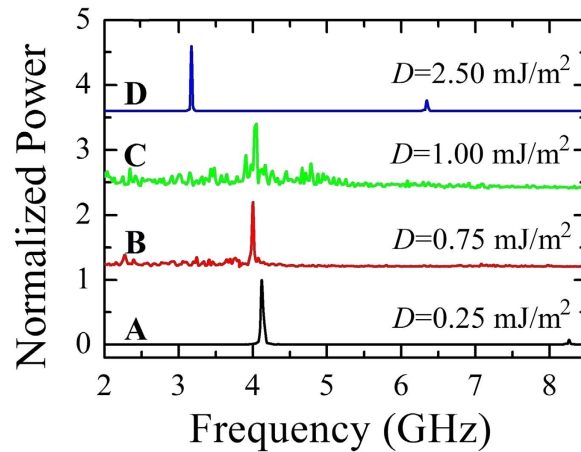


Figure 4. Fourier spectra. Frequency spectra as a function of the i -DMI, when $J = 8.5 \times 10^7$ A/cm². Capital letters (A–D) are linked to the phase diagram of Fig. 2a.

being r_{\min} and r_{\max} the minimum and maximum radius of the TD during the breathing and r_c the radius of the point contact (see Fig. 3c). The dimensionless output power calculated according to equation (1) shows a very good agreement with the one computed by means of micromagnetic simulations (Fig. 3b).

The TD mode described in this study, already observed in²⁵, is different from the ones seen in¹⁷ where the breathing mode is just a transient due to the application of the spin current, in³⁴ where the breathing mode is a resonant state of a static skyrmion excited by a microwave field, and in²⁶ where no synchronization between the core breathing and domain wall spins precessions is detected. Other topological modes have been already found in in-plane materials such as vortex-antivortex pairs³⁵, ($S = \pm 1$) and vortex-quadrupole ($S = \pm 2$)³⁶.

Instanton droplet. In general, in 2D systems the topological states are represented by local minima in the free energy landscape separated by a finite energy barrier. This energy barrier is proportional to the exchange contribution in a texture where the spins are not locally parallel but resemble through a hedgehog-like spin configuration with a singular point in the middle. This magnetic structure can be called “instanton”, which in our framework is a time-dependent magnetization configuration connecting different topological states^{37,38}. In the i -DMI region $0.5 < D \leq 1.6$ mJ/m², time domain changes in the topology (skyrmion number) of the topological mode are found, in particular a configuration linkable to NTD or to TD can be observed.

The first definition of instanton was classical and referred to localized finite-action solutions of the classical Euclidean field equations with finite Euclidean action³⁷. Recently, an instanton dynamics has been introduced to study the quantum dynamics of vortices in magnetic disks starting from the generalized Thiele’s equation³⁹. In analogy, we have defined an instanton as a time-dependent configuration connecting different topological states. In other words, in our framework the term “instanton” has been introduced with the aim to extend this important notion to low-dimensional semi-classically described magnetic systems, thus achieving the classical correspondence of the pseudoparticles theoretically found in⁴⁰. This has been obtained by solving micromagnetically the LLGS equation of motion for low-dimensional magnetic systems. Specifically, we identify with “instanton droplet” only the i -DMI region where the dynamics is characterized by a variation in time of the topological charge (skyrmion number) passing from TD ($S = -1$) to NTD ($S = 0$) and vice versa.

The continual changes in the droplet topology generate incoherent emission of spin waves^{41,42}, being the topological transition non periodic. The magnetization dynamics for $J = 8.5 \times 10^7$ A/cm² at three different values of D (0.75, 1.00, and 1.25 mJ/m²) can be seen in the supplementary material MOVIES 6–8. To highlight the main characteristics of the dynamical states of the phase diagram, the Fourier spectra for different values of i -DMI ($D = 0.25, 0.75, 1.00$, and 2.50 mJ/m²) are shown in Fig. 4. The NTD and TD are characterized by a single mode (the Fourier spectra exhibit a main frequency peak at 4.12 GHz for $D = 0.25$ mJ/m² and at 3.17 GHz for $D = 2.5$ mJ/m², respectively). In the ID region, the time-domain non-stationary topological transitions give rise to the excitations of incoherent spin waves leading to noisy Fourier spectra (see the spectra for $D = 0.75$ and $D = 1.00$ mJ/m²). From an experimental point of view, it is possible to detect the ID region by performing microwave emission measurements.

Figure 5 summarizes the oscillation frequency linked to the mode with larger power as a function of the i -DMI for a fixed current density of 8.5×10^7 A/cm², as indicated in Fig. 2a. The transition from a dynamical region to the other one is similar to the topological transitions from skyrmion to a uniform ferromagnetic state or vice versa as described in⁴³. In particular, the topological changes characterizing the instanton droplet can be seen as finite-time singularities⁴³ which are driven by the spin-polarized

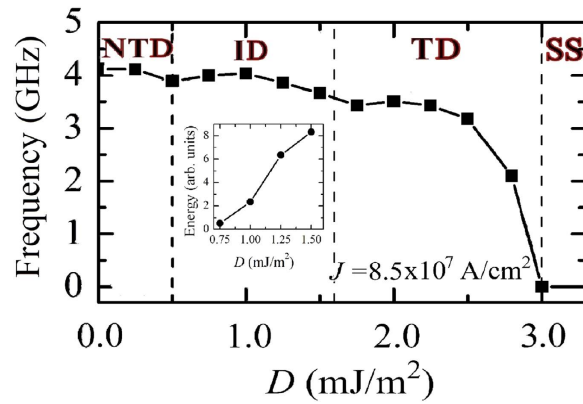


Figure 5. Oscillation frequency vs. i -DMI. Oscillation frequency as a function of D for $J = 8.5 \times 10^7$ A/cm². The different states are indicated. The inset shows the energy related to ID transitions as a function of D for $J = 8.5 \times 10^7$ A/cm².

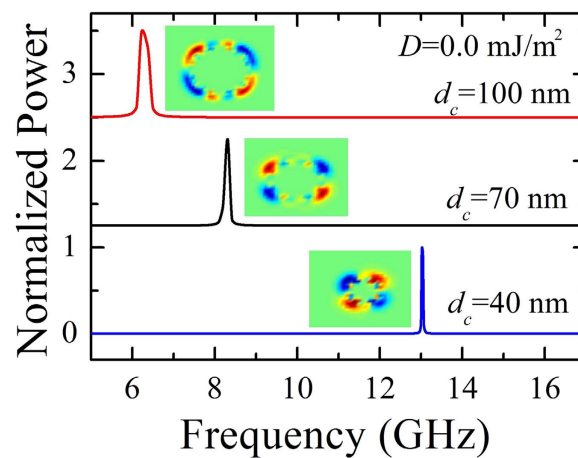


Figure 6. Effect of the contact size on the NTD. Frequency spectra as a function of the contact diameter d_c , when $J = 8.5 \times 10^7$ A/cm² and zero i -DMI, together with the spatial distribution of the topological density (red +1, blue -1) which corresponds to the frequency peak in the NTD dynamical state.

current. The inset of Fig. 5 shows the energy related to the continual change of the topology as a function of D , within a time window of 42 ns. The energy increases with D because more stable topological droplets are achieved.

Control of the topological density of NTDs. Finally, we have studied the mode excitation for different contact diameters. Figure 6 shows the Fourier spectra of the magnetization dynamics when $J = 8.5 \times 10^7$ A/cm² and zero i -DMI for three different values of d_c . As expected, by injecting the same current density, the frequency of the domain wall rotation increases while decreasing the nanocontact diameter due to energy balance between the current input and the Gilbert damping. Moreover, for the smallest d_c , the spatial distribution of the topological density is composed of four different regions (see supplementary material MOVIE 9 for $d_c = 40$ nm), whereas for the larger diameters a more complicated topological density distribution is obtained, including several alternated regions with positive and negative topological density (see supplementary material MOVIE 10 for $d_c = 100$ nm). Our results show that the topological density of the NTD can be controlled by the size of the nanocontact d_c .

Micromagnetic simulations show qualitatively the same phase diagrams for contact size larger than 50 nm. In particular, for $D = 2.50$ mJ/m², the TD state is excited in the range $(3.0 \leq J \leq 6.5) \times 10^7$ A/cm² and $(7.0 < J \leq 9.0) \times 10^7$ A/cm² for $d_c = 100$ nm and $d_c = 70$ nm, respectively. When $d_c = 40$ nm, the TD mode is not excited, even when the spin-polarized current is increased. This is due to the fact that the small size of the nanocontact hampers the breathing mode of the droplet. However, at reduced contact diameter sizes $d_c < 50$ nm, to stabilize a TD, an external out of plane field is necessary (not shown).

In summary, micromagnetic results point out that the additional degree of freedom of the i -DMI energy together with a spin-polarized current can drive transitions from either static to dynamical or

dynamical to dynamical states, also implying a change in the topology during these transitions⁴³. These results indicate a route for the fundamental study of topological transitions in driven systems. Moreover, we have identified a new mode we called “instanton droplet”, which is characterized by time domain transitions of the topological charge.

Finally, the breathing mode of the TD can be used as basis for the design of high power spin-transfer torque oscillators by considering a redesign of this system in a magnetic tunnel junction⁴⁴, where it is possible, in a phenomenological way, to link the microwave output power with the size of the breathing mode.

Methods

Micromagnetic model. The numerical results presented in this paper are based on micromagnetic simulations as computed from the Landau-Lifshitz-Gilbert-Slonczewski (LLGS) equation⁸

$$\frac{d\mathbf{m}}{d\tau} = -\mathbf{m} \times \mathbf{h}_{\text{eff}} + \alpha_G \left(\mathbf{m} \times \frac{d\mathbf{m}}{d\tau} \right) + B \mathbf{m} \times (\mathbf{m} \times \mathbf{p}) \quad (2)$$

where \mathbf{m} and \mathbf{h}_{eff} are the normalized magnetization and the effective field of the ferromagnet. $\tau = \gamma_0 M_s t$ is the dimensionless time. γ_0 is the gyromagnetic ratio and α_G is the Gilbert damping. The third term in equation (2) is the dimensionless Slonczewski spin-transfer torque, where $\mathbf{p} = \mathbf{P}/M_s$ represents the dimensionless magnetization of the fixed layer, and $B = \frac{g\mu_B J}{\gamma_0 M_s^2 e d} P(\mathbf{m}, \mathbf{p})$, where g is the Landé factor, e and μ_B are the electric charge and the Bohr magneton, respectively. J is the current density and d is the thickness of the FL, while $P(\mathbf{m}, \mathbf{p})$ is a polarization function depending on the relative orientation of the magnetizations. The effective field includes the standard magnetic field contributions and the i -DMI field⁴⁵. A complete description of the numerical framework can be found in^{46–48}.

The coupled Pt heavy metal adds the i -DMI as an additional degree of freedom in the energy landscape of the FL. The i -DMI energy density and the effective field expressions are⁴⁵:

$$\varepsilon_{i\text{-DMI}} = D [m_z \nabla \cdot \mathbf{m} - (\mathbf{m} \cdot \nabla) m_z] \quad (3)$$

$$\mathbf{h}_{i\text{-DMI}} = -\frac{1}{\mu_0 M_s} \frac{\delta \varepsilon_{i\text{-DMI}}}{\delta \mathbf{m}} = -\frac{2D}{\mu_0 M_s} [(\nabla \cdot \mathbf{m}) \hat{z} - \nabla m_z] \quad (4)$$

respectively, where m_z is the z -component of the normalized magnetization, M_s is the saturation magnetization of the FL, δ stands for functional (variational) derivative and the ultrathin film hypothesis ($\frac{\partial \mathbf{m}}{\partial z} = 0$) is considered, while the boundary condition is $\frac{d\mathbf{m}}{dn} = \frac{1}{\xi} (\hat{z} \times \mathbf{n}) \times \mathbf{m}$, where $\xi = \frac{2A}{D}$ (being A the exchange constant) is a characteristic length in the presence of DMI²⁹.

The micromagnetic parameters, typical of Co, are saturation magnetization $M_s = 900$ kA/m, perpendicular uniaxial anisotropy constant $k_u = 1.10$ MJ/m³, exchange stiffness constant $A = 20$ pJ/m, and magnetic damping $\alpha_G = 0.1$. All the simulations have been performed without any bias field and for a range of i -DMI parameter $0 < D < 4.0$ mJ/m² and of current density $0 < J < 13 \times 10^7$ A/cm².

The topological density n has been computed directly from the magnetization configuration as $n = \mathbf{m} \cdot (\partial_y \mathbf{m} \times \partial_x \mathbf{m})$, while the skyrmion number S is given by $S = \frac{1}{4\pi} \int n(x, y) dx dy$. Here, the droplet is considered topological or non-topological if $|S| \approx 1$ or $S \approx 0$, respectively, for all t , while the instanton droplet is characterized by a time dependent skyrmion number $|S(t)|$, changing from 0 to 1.

References

1. Remoissenet, M. *Waves Called Solitons: Concepts and Experiments*, Springer, Berlin/Heidelberg, (1994).
2. Khaykovich, L. *et al.* Formation of a Matter-Wave Bright Soliton, *Science* **296**, 1290 (2002).
3. Grell, P. & Akhmediev, N. Dissipative solitons for mode-locked lasers, *Nat. Photonics* **6**, 84 (2012).
4. Herr, T. *et al.* Temporal solitons in optical microresonators, *Nat. Photonics* **8**, 145 (2014).
5. Komarov, A., Komarov, K., Niang, A. & Sanchez, F. Nature of soliton interaction in fiber lasers with continuous external optical injection, *Phys. Rev. A* **89**, 013833 (2014).
6. Kosevich, A. M., Ivanov, B. A. & Kovalev, A. S. Magnetic Solitons, *Physics Reports* **194**, 117–238 (1990).
7. Moutafis, C., Komineas, S. & Bland, J. A. C. Dynamics and switching processes for magnetic bubbles in nanoelements, *Phys. Rev. B* **79**, 224429 (2009).
8. Slonczewski, J. C. Current-driven excitation of magnetic multilayers. *J. Magn. Magn. Mater.* **159**, L1 (1996).
9. Petit-Watlot, S. *et al.* Commensurability and chaos in magnetic vortex oscillations, *Nat. Phys.* **8**, 682–687 (2012).
10. Zhang, S. *et al.* Current-induced magnetic skyrmions oscillator, *New Journal of Physics* **17**, 023061 (2015).
11. Nagaosa, N. & Tokura, Y. Topological properties and dynamics of magnetic skyrmions, *Nat. Nanotech.* **8**, 899–911 (2013).
12. Romming, N. *et al.* Writing and deleting single magnetic skyrmions, *Science* **341**, 636–639 (2013).
13. Heinze, S. *et al.* Spontaneous atomic-scale magnetic skyrmion lattice in two dimensions, *Nat. Phys.* **7**, 713–718 (2011).
14. Emori, S., Bauer, U., Ahn, S.-M., Martinez, E. & Beach, G. S. D. Current-driven dynamics of chiral ferromagnetic domain walls, *Nat. Mater.* **12**, 611–616 (2013).
15. Fert, A., Cros, V. & Sampiao, J. Skyrmions on the track, *Nat. Nanotech.* **8**, 152 (2013).
16. Sampaio, J., Cros, V., Rohart, S., Thiaville, A. & Fert, A. Nucleation, stability and current-induced motion of isolated magnetic skyrmions in nanostructures, *Nat. Nanotech.* **8**, 839 (2013).
17. Tomasello, R. *et al.* A strategy for the design of skyrmion racetrack memories, *Sci. Rep.* **4**, 6784 (2014).

18. Mohseni, S. M. *et al.* Spin Torque–Generated Magnetic Droplet Solitons, *Science* **339**, 1295 (2013).
19. Hofer, M. A., Silva, T. J. & Keller, M. W. Theory for a dissipative droplet soliton excited by a spin torque nanocontact, *Phys. Rev. B* **82**, 054432 (2010).
20. Finocchio, G. *et al.* Nanoscale spintronic oscillators based on the excitation of confined soliton modes, *J. Appl. Phys.* **114**, 163908 (2013).
21. Puliafito, V. *et al.* Micromagnetic analysis of dynamical bubble-like solitons based on the time domain evolution of the topological density, *J. Appl. Phys.* **115**, 17D139 (2014).
22. Macià, F., Backes, D. & Kent, A. D. Stable magnetic droplet solitons in spin-transfer nanocontacts, *Nat. Nanotech.* **9**, 992–996 (2014).
23. Puliafito, V., Siracusano, G., Azzerboni, B. & Finocchio, G. Self-modulated soliton modes excited in a nanocontact spin-torque oscillator, *IEEE Magn. Lett.* **5**, 3000104 (2014).
24. Woo, S. *et al.* Observation of room temperature magnetic skyrmions and their current-driven dynamics in ultrathin Co films, *Nat. Mater.*, accepted for publication or arXiv:1502.07376.
25. Zhou, Y. *et al.* Dynamically stabilized magnetic skyrmions, *Nat. Comm.* **6**, 8193 (2015).
26. Liu, R. H., Lim, W. L. & Urazhdin, S. Dynamical Skyrmion State in a Spin Current Nano-Oscillator with Perpendicular Magnetic Anisotropy, *Phys. Rev. Lett.* **114**, 137201 (2015).
27. Moriya, T. New mechanism of anisotropic superexchange interaction, *Phys. Rev. Lett.* **4**, 228 (1960).
28. Dzyaloshinskii, I. A thermodynamic theory of ‘weak’ ferromagnetism of antiferromagnetics. *J. Phys. Chem. Solids* **4**, 241–255 (1958).
29. Rohart, S. & Thiaville, A. Skyrmion confinement in ultrathin film nanostructures in the presence of Dzyaloshinskii-Moriya interaction, *Phys. Rev. B* **88**, 184422 (2013).
30. Finocchio, G. *et al.* Hysteretic spin-wave excitation in spin-torque oscillators as a function of the in-plane field angle: a micromagnetic description, *J. Appl. Phys.* **110**, 123913 (2011).
31. Miron, I. M. *et al.* Perpendicular switching of a single ferromagnetic layer induced by in-plane current injection. *Nature* **476**, 189–193 (2011).
32. Carpentieri, M., Finocchio, G., Azzerboni, B. & Torres, L. Spin-transfer-torque resonant switching and injection locking in the presence of a weak external microwave field for spin valves with perpendicular materials, *Phys. Rev. B* **82**, 094434 (2010).
33. Finocchio, G., Carpentieri, M., Giordano, A. & Azzerboni, B. Non-Adlerian phase slip and nonstationary synchronization of spin-torque oscillators to a microwave source, *Phys. Rev. B* **86**, 014438 (2012).
34. Kim, J. -V. *et al.* Breathing modes of confined skyrmions in ultrathin magnetic dots, *Phys. Rev. B* **90**, 064410 (2014).
35. Komineas, S. Frequency generation by a magnetic vortex-antivortex dipole in spin-polarized current. *Europhys. Lett.* **98**, 57002 (2012).
36. Giordano, A. *et al.* Micromagnetic Study of Spin-Transfer-Driven Vortex Dipole and Vortex Quadrupole Dynamics *IEEE Trans. Magn.* **50**, 11 (2014).
37. Rajaraman, R. *Solitons and Instantons*, North-Holland, Amsterdam, (1982).
38. Ivanov, B. A., Khymyn, R. S. & Kolezhuk, A. K. Pairing of Solitons in Two-Dimensional S=1 Magnets, *Phys. Rev. Lett.* **100**, 047203 (2008).
39. Zarzuela, R. *et al.* Quantum dynamics of vortices in mesoscopic magnetic disks, *Phys. Rev. B* **87**, 144420 (2013).
40. Belavin, A. A. *et al.* Pseudoparticle solutions of the Yang-Mills equations, *Phys. Lett.* **59B**, 85 (1975).
41. Mochizuki, M. Spin-Wave Modes and Their Intense Excitation Effects in Skyrmion Crystals, *Phys. Rev. Lett.* **108**, 017601 (2012).
42. Schütte, C. & Garst, M. Magnon-skyrmion scattering in chiral magnets, *Phys. Rev. B* **90**, 094423 (2014).
43. Verga, A. D. Skyrmion to ferromagnetic state transition: A description of the topological change as a finite-time singularity in the skyrmion dynamics, *Phys. Rev. B* **90**, 174428 (2014).
44. Zeng, Z. *et al.* Ultralow-current-density and bias-field-free spin-transfer nano-oscillator, *Sci. Rep.* **3**, 1426 (2013).
45. Tomasello, R., Carpentieri, M. & Finocchio, G. Influence of the Dzyaloshinskii-Moriya interaction on the spin-torque diode effect, *J. Appl. Phys.* **115**, 17C730 (2014).
46. Lopez-Diaz, L. *et al.* Micromagnetic simulations using Graphics Processing Units *J. Phys. D Appl. Phys.* **45**, 323001 (2012).
47. Moriyama, T. *et al.* Phase locking and frequency doubling in spin-transfer-torque oscillators with two coupled free layers, *Phys. Rev. B* **86**, 060411(R) (2012).
48. S. L. GoParallel, <https://www.goparallel.net/index.php/gp-software>, (2012) Date of access: 01/07/2015.

Acknowledgements

This work was supported by the MIUR-PRIN 2010–11 Project 2010ECA8P3 “DyNanoMag” and the bilateral agreement Italy-Turkey project (Code B52I14002910005) “Nanoscale magnetic devices based on the coupling of Spintronics and Spinorbitronics”. The authors thank Prof. Achim Rosch for the useful discussions.

Author Contributions

M.C. and R.T. performed micromagnetic simulations. R.Z. analyzed the data and wrote the paper. G.F., M.C. and R.T. conceived and designed the numerical experiment, analyzed the data and wrote the paper. All authors contributed to the general discussion and comment on the manuscript.

Additional Information

Supplementary information accompanies this paper at <http://www.nature.com/srep>

Competing financial interests: The authors declare no competing financial interests.

How to cite this article: Carpentieri, M. *et al.* Topological, non-topological and instanton droplets driven by spin-transfer torque in materials with perpendicular magnetic anisotropy and Dzyaloshinskii-Moriya Interaction. *Sci. Rep.* **5**, 16184; doi: 10.1038/srep16184 (2015).



This work is licensed under a Creative Commons Attribution 4.0 International License. The images or other third party material in this article are included in the article’s Creative Commons license, unless indicated otherwise in the credit line; if the material is not included under the Creative Commons license, users will need to obtain permission from the license holder to reproduce the material. To view a copy of this license, visit <http://creativecommons.org/licenses/by/4.0/>