

# Search for a charged Higgs boson in pp collisions at $\sqrt{s} = 8 \text{ TeV}$



## The CMS collaboration

*E-mail:* [cms-publication-committee-chair@cern.ch](mailto:cms-publication-committee-chair@cern.ch)

**ABSTRACT:** A search for a charged Higgs boson is performed with a data sample corresponding to an integrated luminosity of  $19.7 \pm 0.5 \text{ fb}^{-1}$  collected with the CMS detector in proton-proton collisions at  $\sqrt{s} = 8, \text{ TeV}$ . The charged Higgs boson is searched for in top quark decays for  $m_{\text{H}^\pm} < m_t - m_b$ , and in the direct production  $\text{pp} \rightarrow \text{t}(\text{b})\text{H}^\pm$  for  $m_{\text{H}^\pm} > m_t - m_b$ . The  $\text{H}^\pm \rightarrow \tau^\pm \nu_\tau$  and  $\text{H}^\pm \rightarrow \text{tb}$  decay modes in the final states  $\tau_{\text{h}} + \text{jets}$ ,  $\mu\tau_{\text{h}}$ ,  $\ell + \text{jets}$ , and  $\ell\ell'$  ( $\ell = e, \mu$ ) are considered in the search. No signal is observed and 95% confidence level upper limits are set on the charged Higgs boson production. A model-independent upper limit on the product branching fraction  $\mathcal{B}(\text{t} \rightarrow \text{H}^\pm \text{b}) \mathcal{B}(\text{H}^\pm \rightarrow \tau^\pm \nu_\tau) = 1.2\text{--}0.15\%$  is obtained in the mass range  $m_{\text{H}^\pm} = 80\text{--}160 \text{ GeV}$ , while the upper limit on the cross section times branching fraction  $\sigma(\text{pp} \rightarrow \text{t}(\text{b})\text{H}^\pm) \mathcal{B}(\text{H}^\pm \rightarrow \tau^\pm \nu_\tau) = 0.38\text{--}0.025 \text{ pb}$  is set in the mass range  $m_{\text{H}^\pm} = 180\text{--}600 \text{ GeV}$ . Here,  $\sigma(\text{pp} \rightarrow \text{t}(\text{b})\text{H}^\pm)$  stands for the cross section sum  $\sigma(\text{pp} \rightarrow \bar{\text{t}}(\text{b})\text{H}^+) + \sigma(\text{pp} \rightarrow \text{t}(\bar{\text{b}})\text{H}^-)$ . Assuming  $\mathcal{B}(\text{H}^\pm \rightarrow \text{tb}) = 1$ , an upper limit on  $\sigma(\text{pp} \rightarrow \text{t}(\text{b})\text{H}^\pm)$  of  $2.0\text{--}0.13 \text{ pb}$  is set for  $m_{\text{H}^\pm} = 180\text{--}600 \text{ GeV}$ . The combination of all considered decay modes and final states is used to set exclusion limits in the  $m_{\text{H}^\pm} - \tan \beta$  parameter space in different MSSM benchmark scenarios.

**KEYWORDS:** Hadron-Hadron Scattering, Higgs physics, Supersymmetry

ARXIV EPRINT: [1508.07774](https://arxiv.org/abs/1508.07774)

---

**Contents**

<b>1</b>	<b>Introduction</b>	<b>1</b>
<b>2</b>	<b>The CMS detector</b>	<b>3</b>
<b>3</b>	<b>Event reconstruction</b>	<b>4</b>
<b>4</b>	<b>Simulation</b>	<b>6</b>
<b>5</b>	<b>The <math>\tau_h</math>+jets final state for <math>H^+ \rightarrow \tau^+ \nu_\tau</math></b>	<b>7</b>
5.1	Event selection	7
5.2	Background measurements	8
5.2.1	Measurement of the EW+t $\bar{t}$ with hadronically decaying $\tau$ leptons background	9
5.2.2	Measurement of the multijet background	10
5.2.3	The EW+t $\bar{t}$ with misidentified $\tau$ leptons background	10
5.3	Event yields	10
<b>6</b>	<b>The <math>\mu\tau_h</math> final state for <math>H^+ \rightarrow \tau^+ \nu_\tau</math> and <math>H^+ \rightarrow t\bar{b}</math></b>	<b>11</b>
6.1	Event selection	13
6.2	Background estimate	13
6.3	Event yields	14
<b>7</b>	<b>The dilepton (ee/e<math>\mu</math>/<math>\mu\mu</math>) final states for <math>H^+ \rightarrow \tau^+ \nu_\tau</math> and <math>H^+ \rightarrow t\bar{b}</math></b>	<b>15</b>
7.1	Event selection	15
7.2	Background estimate	16
7.3	Event yields	17
<b>8</b>	<b>The single-lepton (e/<math>\mu</math>+jets) final states for <math>H^+ \rightarrow t\bar{b}</math></b>	<b>18</b>
8.1	Event selection	18
8.2	Background estimate	19
8.3	Event yields	20
<b>9</b>	<b>Systematic uncertainties</b>	<b>20</b>
9.1	Uncertainties common to the analyses	22
9.2	The $\tau_h$ +jets final state for $H^+ \rightarrow \tau^+ \nu_\tau$	23
9.3	The $\mu\tau_h$ final state for $H^+ \rightarrow \tau^+ \nu_\tau$ and $H^+ \rightarrow t\bar{b}$	24
9.4	Dilepton (ee/e $\mu$ / $\mu\mu$ ) final states for $H^+ \rightarrow \tau^+ \nu_\tau$ and $H^+ \rightarrow t\bar{b}$	26
9.5	Single-lepton (e/ $\mu$ +jets) final states for $H^+ \rightarrow t\bar{b}$	27

<b>10</b>	<b>Results</b>	<b>28</b>
10.1	Model-independent limits on charged Higgs boson production ( $H^+ \rightarrow \tau^+ \nu_\tau$ )	29
10.2	Limits on charged Higgs boson production with branching fraction assumed	29
10.3	Combined limits on $\tan \beta$ in MSSM benchmark scenarios	31
<b>11</b>	<b>Summary</b>	<b>34</b>
	<b>The CMS collaboration</b>	<b>44</b>

---

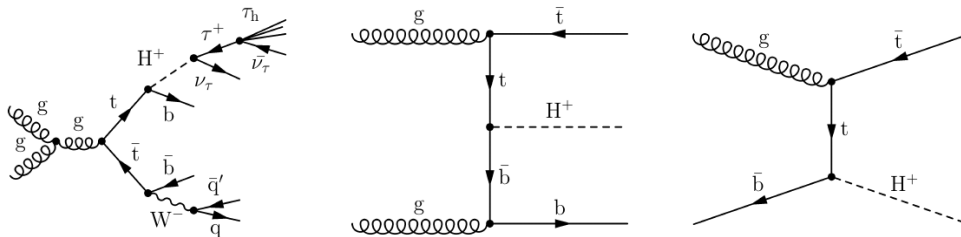
## 1 Introduction

In 2012, a neutral boson with a mass of approximately 125 GeV was discovered by the CMS and ATLAS experiments [1–3] at the CERN LHC. The properties of the new boson are consistent with those predicted for the standard model (SM) Higgs boson [4–9]. Models with an extended Higgs sector are constrained by the measured mass, CP quantum numbers, and production rates of the new boson. The discovery of another scalar boson, neutral or charged, would represent unambiguous evidence for the presence of physics beyond the SM.

Charged Higgs bosons are predicted in models including at least two Higgs doublets. The simplest of such models are the two-Higgs-doublet models (2HDM) [10]. Two Higgs doublets result in five physical Higgs bosons: light and heavy CP-even Higgs bosons  $h$  and  $H$ , a CP-odd Higgs boson  $A$ , plus two charged Higgs bosons  $H^\pm$ . Throughout this paper, charge conjugate states are implied, the cross section  $\sigma(\text{pp} \rightarrow \bar{t}(b)H^+)$  denotes the sum  $\sigma(\text{pp} \rightarrow \bar{t}(b)H^+) + \sigma(\text{pp} \rightarrow t(\bar{b})H^-)$ , and the branching fractions  $\mathcal{B}(H^+ \rightarrow X)$  stand for  $\mathcal{B}(H^\pm \rightarrow X)$ . The minimal supersymmetric SM (MSSM) [11–18] used as a benchmark in this paper is a special case of a Type-II 2HDM scenario. In such a scenario, the couplings of the charged Higgs boson to up-type quarks is proportional to  $\cot \beta$  while the charged Higgs boson couplings to the down-type quarks and charged leptons are proportional to  $\tan \beta$ , where  $\tan \beta$  is defined as the ratio of the vacuum expectation values of the two Higgs boson doublet fields.

If the mass of the charged Higgs boson is smaller than the mass difference between the top and the bottom quarks,  $m_{H^+} < m_t - m_b$ , the top quark can decay via  $t \rightarrow H^+ b$ . In this case, the charged Higgs boson is produced most frequently via  $t\bar{t}$  production. In the MSSM scenarios considered, it preferentially decays to a  $\tau$  lepton and the corresponding neutrino,  $H^+ \rightarrow \tau^+ \nu_\tau$ , for  $\tan \beta > 5$  [19]. A representative diagram for the production and decay mode for a low-mass charged Higgs boson is shown in figure 1 (left). Compared to the SM prediction, the presence of the  $H^+ \rightarrow \tau^+ \nu_\tau$  decay modes would alter the  $\tau$  yield in the decays of  $t\bar{t}$  pairs.

The Large Electron-Positron (LEP) collider experiments determined a model-independent lower limit of 78.6 GeV on the  $H^+$  mass [20–23] at a 95% confidence level (CL). The most sensitive 95% CL upper limits on  $\mathcal{B}(t \rightarrow H^+ b)$  have been determined by the ATLAS and CMS experiments and are described in the following. For the  $H^+ \rightarrow \tau^+ \nu_\tau$  decay



**Figure 1.** Left: a representative diagram for the production mode of the light charged Higgs boson through  $t\bar{t}$  production with a subsequent decay to the  $\tau_h$ +jets final state. Middle and right: representative diagrams for the direct production of the charged Higgs boson in the four-flavour scheme and five-flavour scheme, respectively.

mode with the hadronic decay of the  $\tau$  lepton ( $\tau_h$ ) and hadronic  $W$  boson decays ( $\tau_h$ +jets) final state, 95% CL upper limits of 1.3–0.2% have been set on  $\mathcal{B}(t \rightarrow H^+b)\mathcal{B}(H^+ \rightarrow \tau^+\nu_\tau)$  for  $m_{H^+} = 80\text{--}160$  GeV by the ATLAS experiment using data at  $\sqrt{s} = 8$  TeV [24]. For the  $\ell\tau_h$  ( $\ell=e, \mu$ ) final states 95% CL upper limits of 3–9% have been set by the ATLAS and CMS experiments on  $\mathcal{B}(t \rightarrow H^+b)$  in the  $H^+ \rightarrow \tau^+\nu_\tau$  decay mode for  $m_{H^+} = 80\text{--}160$  GeV assuming  $\mathcal{B}(H^+ \rightarrow \tau^+\nu_\tau) = 1$  and using data at  $\sqrt{s} = 7$  TeV [25, 26]. The  $H^+ \rightarrow c\bar{s}$  decay mode, whose branching fraction dominates for  $\tan\beta < 5$ , has been studied by the ATLAS experiment, with 95% CL upper limits of 5–1% set on  $\mathcal{B}(t \rightarrow H^+b)$  for  $m_{H^+} = 90\text{--}160$  GeV, under the assumption  $\mathcal{B}(H^+ \rightarrow c\bar{s}) = 1$  and using data at  $\sqrt{s} = 7$  TeV [27].

If the charged Higgs boson mass exceeds the mass difference between the top and bottom quark,  $m_{H^+} > m_t - m_b$ , the charged Higgs boson is predominantly produced by the fusion of bottom and top quarks illustrated in figures 1 (middle) and (right) for the four-flavour scheme (4FS) and the five-flavour scheme (5FS), respectively. In the 4FS, there are no  $b$  quarks in the initial state, causing a different ordering of the perturbative terms at any finite order between the 4FS and 5FS [28–31]. The predictions of the 4FS and the 5FS cross sections calculated at next-to-leading order (NLO) are combined using the ‘‘Santander matching scheme’’ [32]. In the MSSM benchmark scenarios considered, the  $H^+ \rightarrow \tau^+\nu_\tau$  decay mode dominates for  $m_{H^+} < 220$  GeV [19], and for large values of both  $m_{H^+}$  and  $\tan\beta$ , the decay  $H^+ \rightarrow t\bar{b}$  becomes dominant but the  $H^+ \rightarrow \tau^+\nu_\tau$  decay mode still contributes. For the  $H^+ \rightarrow \tau^+\nu_\tau$  decay mode, considering the final state with hadronic  $\tau$  lepton and associated  $W$  boson decays, the current upper limits of 0.8–0.004 pb have been set on  $\sigma(pp \rightarrow \bar{t}(b)H^+)\mathcal{B}(H^+ \rightarrow \tau^+\nu_\tau)$  by the ATLAS experiment for  $m_{H^+} = 180\text{--}1000$  GeV using data at  $\sqrt{s} = 8$  TeV [24].

In this paper, a search for the charged Higgs boson is performed in  $pp$  collisions at  $\sqrt{s} = 8$  TeV. The data were recorded by the CMS experiment at the LHC and correspond to an integrated luminosity of  $19.7 \pm 0.5 \text{ fb}^{-1}$ . The charged Higgs boson decay modes and final states discussed in this paper are summarized in table 1. Model-independent limits without any assumption on the charged Higgs boson branching fractions are calculated on  $\mathcal{B}(t \rightarrow H^+b)\mathcal{B}(H^+ \rightarrow \tau^+\nu_\tau)$  and  $\sigma(pp \rightarrow \bar{t}(b)H^+)\mathcal{B}(H^+ \rightarrow \tau^+\nu_\tau)$  for  $m_{H^+} < m_t - m_b$  and  $m_{H^+} > m_t - m_b$ , respectively, with the analysis on the  $H^+ \rightarrow \tau^+\nu_\tau$  decay mode in the  $\tau_h$ +jets final state. Additionally, the  $H^+ \rightarrow \tau^+\nu_\tau$  and  $H^+ \rightarrow t\bar{b}$  decay modes are inclusively

Decay mode	Signatures for $m_{H^+} < m_t - m_b$	Signatures for $m_{H^+} > m_t - m_b$
	$pp \rightarrow t\bar{t} \rightarrow bH^+\bar{b}H^- / bH^+\bar{b}W^-$	$pp \rightarrow \bar{t}(b)H^+$
$H^+ \rightarrow \tau^+\nu_\tau$	$\tau_h+\text{jets}^{(5)}$	$\tau_h+\text{jets}^{(5)}, \mu\tau_h^{(6)}, \ell\ell'^{(7)}$
$H^+ \rightarrow t\bar{b}$	—	$\mu\tau_h^{(6)}, \ell\ell'^{(7)}, \ell+\text{jets}^{(8)}$

**Table 1.** Overview of the charged Higgs boson production processes, decay modes, final states, and mass regions analysed in this paper ( $\ell = e, \mu$ ). All final states contain additional jets from the hadronization of b quarks and missing transverse energy from undetected neutrinos. The index after each signature denotes the section where it is discussed.

studied in the  $\mu\tau_h$ , single lepton ( $\ell+\text{jets}$ ), and  $\ell\ell'$  ( $\ell'$  referring to the possible different flavour between the two leptons) final states for  $m_{H^+} > m_t - m_b$ . Combined limits for the  $H^+ \rightarrow t\bar{b}$  decay mode are set on  $\sigma(pp \rightarrow \bar{t}(b)H^+)$  by assuming either  $\mathcal{B}(H^+ \rightarrow \tau^+\nu_\tau) = 1$  or  $\mathcal{B}(H^+ \rightarrow t\bar{b}) = 1$ . The  $\tau_h+\text{jets}$  final state is not sensitive to the presence of charged Higgs boson decay modes other than  $H^+ \rightarrow \tau^+\nu_\tau$ , because any such decay mode would be estimated inclusively with the background through the measurement from data described in section 5.2.1. All the decay modes and final states considered are used to set exclusion limits in the  $m_{H^+}-\tan\beta$  parameter space for different MSSM benchmark scenarios [29, 33]. To set these limits, the specific branching fractions predicted by those benchmark scenarios are applied. This paper includes the first results on the direct charged Higgs boson production for  $m_{H^+} > m_t - m_b$  in the  $H^+ \rightarrow t\bar{b}$  decay mode.

The CMS detector is briefly described in section 2, followed by details of the event reconstruction and simulation in sections 3 and 4, respectively. The event selection together with the background estimation is described in sections 5, 6, 7, and 8 for the  $\tau_h+\text{jets}$ ,  $\mu\tau_h$ ,  $\ell\ell'$ , and  $\ell+\text{jets}$  final states, respectively. The treatment of statistical and systematic uncertainties is described in section 9. The results are presented in section 10 and summarized in section 11.

## 2 The CMS detector

The central feature of the CMS apparatus is a superconducting solenoid of 6 m internal diameter, providing a magnetic field of 3.8 T. Within the superconducting solenoid volume are a silicon pixel and strip tracker, a lead tungstate crystal electromagnetic calorimeter (ECAL), and a brass and scintillator hadron calorimeter (HCAL), each composed of a barrel and two endcap sections. Muons are measured in gas-ionization detectors embedded in the steel flux-return yoke outside the solenoid. Forward calorimeters extend the pseudorapidity coverage provided by the barrel and endcap detectors up to  $|\eta| < 5$ . The first level (L1) of the CMS trigger system, composed of custom hardware processors, uses information from the calorimeters and muon detectors to select the most interesting events in a fixed time interval of less than  $4\mu\text{s}$ . The high-level trigger processor farm further decreases the event rate from around 100 kHz to around 1 kHz, before data storage. A more detailed description of the CMS detector, together with a definition of the coordinate system used and the relevant kinematic variables, can be found in ref. [34].

### 3 Event reconstruction

In the data collected during 2012, an average of 21 proton-proton interactions occurred per LHC bunch crossing. To select the primary interaction vertex, the squared sum of the transverse momenta of the charged-particle tracks,  $\sum p_{\text{T}}^2$ , associated with each interaction vertex is calculated. The interaction vertex with the largest  $\sum p_{\text{T}}^2$  value is taken as the primary interaction vertex in the event [35]. The other pp collisions are referred to as pileup.

Events are reconstructed with the particle-flow (PF) algorithm [36, 37], which combines information from all sub-detectors to identify and reconstruct individual electrons, muons, photons, and charged and neutral hadrons. Electrons are reconstructed from clusters of ECAL energy deposits matched to hits in the silicon tracker [38]. Muons are reconstructed by performing a simultaneous global track fit to hits in the silicon tracker and the muon system [39]. The energy of photons is directly obtained from the ECAL measurement, corrected for zero-suppression effects. The energy of charged hadrons is determined from a combination of their momentum measured in the tracker and the matching ECAL and HCAL energy deposits, corrected for zero-suppression effects and for the response function of the calorimeters to hadronic showers. Finally, the energy of neutral hadrons is obtained from the corresponding corrected ECAL and HCAL energy. The composite physics objects, such as jets, hadronic tau lepton decays, and missing transverse energy are reconstructed from these PF particles.

Jets are reconstructed from the PF particles clustered by the anti- $k_t$  algorithm [40, 41] with a distance parameter of 0.5. The jet momentum is determined as the vectorial sum of all particle momenta in the jet, and is found in the simulation to be within 5–10% of the true momentum over the whole  $p_{\text{T}}$  spectrum and detector acceptance. An offset correction is applied to take into account the extra energy clustered in jets arising from pileup. Jet energy corrections are derived from simulation, and are confirmed by in situ measurements of the energy balance in dijet and photon+jet events [42]. Additional selection criteria are applied to each event to remove spurious jet-like features originating from isolated noise patterns in certain HCAL regions. Jets originating from pileup interactions are removed by a multivariate jet identification algorithm [43].

Jets from the hadronization of b quarks are identified (b tagged) with the “combined secondary vertex” algorithm [44, 45]. The algorithm consists of evaluating a likelihood-based discriminator which uses information from reconstructed decay vertices of short-lived mesons and transverse impact parameter measurements of charged particles. In the  $\tau_{\text{h}}$ +jets final state, the algorithm is used to identify b-tagged jets with a mistagging probability, i.e. the probability that a jet from the fragmentation of light quarks (u, d, s, c) or gluons is misidentified as a b jet, of approximately 0.1% (“tight” working point). In the analyses of the  $\mu\tau_{\text{h}}$  and  $\ell$ +jets final states, the b tagging algorithm used has a mistagging probability of 1% (“medium” working point), since the multijet background is smaller than in the  $\tau_{\text{h}}$ +jets final state. In the analysis with the  $\ell\ell'$  final state, the b tagging working point is adjusted to allow a 10% mistagging probability to enhance signal acceptance since the multijet background in this analysis is even smaller. The corresponding probability to identify a b jet is about 50, 70, and 85%, respectively. The difference in b tagging efficiency between

data and simulation is corrected by applying data-to-simulation scale factors dependent on the jet  $p_T$  and the jet pseudorapidity ( $\eta$ ).

The missing transverse momentum vector  $\vec{p}_T^{\text{miss}}$  is defined as the projection of the negative vector sum of the momenta of all reconstructed PF particles in an event onto the plane perpendicular to the beams. Its magnitude is referred to as  $E_T^{\text{miss}}$ . The  $E_T^{\text{miss}}$  reconstruction is improved by propagating the jet energy corrections to it. Further filter algorithms are used to reject events with anomalously large  $E_T^{\text{miss}}$  resulting from instrumental effects [46].

The ‘‘hadron-plus-strips’’ algorithm [47] is used to reconstruct hadronically decaying  $\tau$  leptons. The algorithm uses the constituents of the reconstructed jets to identify individual  $\tau$  decay modes with one charged and up to two neutral pions, or three charged pions. The neutral pions are reconstructed by clustering the reconstructed photons in narrow strips along the azimuthal angle direction taking into account possible broadening of calorimeter depositions from photon conversions. The  $\tau_h$  candidates compatible with electrons or muons are rejected. Jets originating from the hadronization of quarks and gluons are suppressed by requiring that the  $\tau_h$  candidate is isolated as described below. The  $\tau_h$  identification efficiency depends on  $p_T^{\tau_h}$  and  $\eta^{\tau_h}$ , and is on average 50% for  $p_T^{\tau_h} > 20$  GeV with a probability of approximately 1% for hadronic jets to be misidentified as a  $\tau_h$ .

Electrons, muons, and hadronically decaying  $\tau$  leptons are required to be isolated from other particles by considering transverse momenta of neutral and charged particles in a cone  $\Delta R = \sqrt{(\Delta\phi)^2 + (\Delta\eta)^2}$ , where  $\phi$  is the azimuthal angle, around the charged lepton candidate momentum direction. The isolation variable for electrons, muons, and  $\tau_h$  is defined as:

$$I^e = \sum_{\text{charged}} p_T + \max\left(0, \sum_{\text{neut. hadr.}} p_T + \sum_{\gamma} p_T - \rho_{\text{neutral}} A_{\text{eff.}}\right), \quad (3.1)$$

$$I^\mu = \sum_{\text{charged}} p_T + \max\left(0, \sum_{\text{neut. hadr.}} p_T + \sum_{\gamma} p_T - 0.5 \sum_{\text{charged, pileup}} p_T\right), \quad (3.2)$$

$$I^{\tau_h} = \sum_{\text{charged}} p_T + \max\left(0, \sum_{\gamma} p_T - 0.46 \sum_{\text{charged, pileup}} p_T\right), \quad (3.3)$$

where  $\sum_{\text{charged}} p_T$  is the scalar sum of the transverse momenta of charged hadrons, electrons, and muons originating from the primary interaction vertex, and  $\sum_{\text{neut. hadr.}} p_T$  and  $\sum_{\gamma} p_T$  are the scalar sums over neutral hadron and photon transverse momenta, respectively, in the cone  $\Delta R$  around the charged lepton candidate momentum direction. The presence of particles from pileup events is taken into account depending on the charged-lepton type. For electron candidates, the scalar sum of the  $p_T$  of photons and neutral hadrons from pileup events in the isolation cone is estimated as the product of the neutral-particle transverse momentum density and the effective cone area,  $\rho_{\text{neutral}} A_{\text{eff.}}$ . The  $\rho_{\text{neutral}}$  component is evaluated from all photons and neutral hadrons in the event, and  $A_{\text{eff.}}$  accounts for the presence of pileup events. For muons and hadronically decaying  $\tau$  leptons, the scalar sum of the  $p_T$  of photons and neutral hadrons from pileup events is estimated from the scalar sum of the transverse momenta of charged hadrons from pileup events in

the isolation cone,  $\sum_{\text{charged, pileup}} p_T$ , by multiplying it by the average ratio of neutral- to charged-hadron production in inelastic pp collisions. Since the contribution from neutral hadrons is ignored when computing the  $\tau_h$  isolation variable, the pileup correction factor is slightly smaller than that used for correcting the muon isolation variable.

For electrons, an isolation cone size of  $\Delta R = 0.3$  or  $0.4$  is used, depending on the final state. For muons and hadronically decaying  $\tau$  leptons, isolation cone sizes of  $\Delta R = 0.4$  and  $0.5$  are used, respectively. Electrons and muons are considered isolated if the relative isolation variable  $I_{\text{rel}}^\ell = I^\ell/p_T^\ell$ , where  $\ell = e, \mu$ , is lower than 10–20%, depending on the final state. Hadronically decaying  $\tau$  leptons are considered isolated if  $I^{\tau_h} < 1$  GeV.

## 4 Simulation

The signal processes are generated with PYTHIA 6.426 [48]. The  $t\bar{t}$ , W+jets, and Z+jets backgrounds are generated using the MADGRAPH 5.1.3.30 [49] event generator with matrix elements (ME) providing up to four additional partons, including b quarks. The event generator is interfaced with PYTHIA to provide the parton showering and to perform the matching of the soft radiation with the contributions from the ME. The single top quark production is generated with POWHEG 1.0 [50–54] and the quantum chromodynamics (QCD) multijet and diboson production processes WW, WZ, and ZZ are generated using PYTHIA. Both the MADGRAPH and POWHEG generators are interfaced with PYTHIA for parton shower and hadronization. The TAUOLA 27.121.5 [55] package is used to generate  $\tau$  decays for the simulated signal, as well as background samples.

The events are passed through full CMS detector simulation based on GEANT4 [56, 57], followed by a detailed trigger simulation and event reconstruction. Simulated minimum bias events are superimposed upon the hard interactions to match the pileup distribution observed in data. The PYTHIA parameters for the underlying event are set according to the Z2\* tune, which is derived from the Z1 tune [58], which uses the CTEQ5L parton distribution set, whereas Z2\* adopts CTEQ6L [59].

The number of  $t\bar{t}$  events produced is normalized to the predicted  $t\bar{t}$  production cross section of  $246.7_{-8.4}^{+6.2} \pm 11.4$  pb as calculated with the TOP++ v2.0 program to next-to-next-to-leading order (NNLO) in perturbative QCD, including soft-gluon resummation to next-to-next-to-leading-logarithmic (NNLL) order [60], and assuming  $m_t = 173.34$  GeV [61]. The first uncertainty originates from the independent variation of the factorization and renormalization scales,  $\mu_F$  and  $\mu_R$ , while the second is associated with variations in the parton density functions (PDFs) and strong coupling constant  $\alpha_S$ , following the PDF4LHC prescription with the MSTW2008 68% CL NNLO, CT10 NNLO and NNPDF2.3 5-flavour fixed-flavour number (FFN) PDF sets [62–65]. The predicted cross section is in good agreement with the measurements by ATLAS and CMS [66, 67]. The top quark  $p_T$  spectrum in data is found to be softer than that predicted using the MADGRAPH MC generator [68]. To correct for this effect, the  $t\bar{t}$  events are reweighted to make the top quark  $p_T$  spectrum in simulation match that observed in data [69].

The NNLO SM prediction is calculated with FEWZ v3.1 for the W+jets and Z/ $\gamma^*$  backgrounds [70, 71]. The cross section for the t-channel single top quark sample is calcu-



lated at next-to-leading order (NLO) in QCD with HATHOR v2.1 [72, 73] with PDF and  $\alpha_S$  uncertainties calculated using the PDF4LHC prescription [62, 74]. For the single top quark s-channel and tW-channel cross section, the SM prediction at NNLL in QCD is taken from refs. [75, 76].

## 5 The $\tau_h$ +jets final state for $H^+ \rightarrow \tau^+ \nu_\tau$

In this analysis, a charged Higgs boson is assumed to be produced through the  $t\bar{t} \rightarrow bH^+\bar{b}H^-$ ,  $t\bar{t} \rightarrow bH^+\bar{b}W^-$ , and  $pp \rightarrow \bar{t}(b)H^+$  processes and searched for in the  $H^+ \rightarrow \tau^+ \nu_\tau$  decay mode with a hadronic decay of the  $\tau$  and a hadronic decay of the W boson that originates from the associated  $\bar{t} \rightarrow \bar{b}W^-$  decay. In these events, the missing transverse momentum is expected to originate from the neutrinos in the decay of the charged Higgs boson, which allows the reconstruction of the transverse mass,  $m_T$ , of the charged Higgs boson:

$$m_T = \sqrt{2p_T^{\tau_h} E_T^{\text{miss}} (1 - \cos \Delta\phi(\vec{p}_T^{\tau_h}, \vec{p}_T^{\text{miss}}))}, \quad (5.1)$$

where  $\vec{p}_T^{\tau_h}$  denotes the transverse momentum vector of the hadronically decaying  $\tau$  lepton and  $p_T^{\tau_h}$  its magnitude, and  $\Delta\phi$  is the angle between the  $\tau_h$  direction and the  $\vec{p}_T^{\text{miss}}$  in the transverse plane. The presence of the two neutrinos from the charged Higgs boson decay smears the expected Jacobian peak somewhat, but leaves the kinematic edge at the charged Higgs boson mass intact. The search is performed as a shape analysis, using the transverse mass to infer the presence of a signal. The dominant background processes are the SM  $t\bar{t}$  and single top quark production, and the electroweak (EW) processes: W+jets, Z+jets, and dibosons (WW, WZ, ZZ). The multijet background constitutes a subleading background.

### 5.1 Event selection

Events are selected with a trigger that requires the presence of a  $\tau_h$  and large  $E_T^{\text{miss}}$ . First the events are required to have calorimetric  $E_T^{\text{miss}} > 40$  GeV at the first level of the CMS trigger system. The calorimetric  $E_T^{\text{miss}}$  is defined as the  $E_T^{\text{miss}}$  calculated from the ECAL and HCAL energy deposits instead of the PF particles. At the high-level trigger, the events are required to have calorimetric  $E_T^{\text{miss}} > 70$  GeV, and a  $\tau_h$  of  $p_T^{\tau_h} > 35$  GeV and  $|\eta^{\tau_h}| < 2.5$ . The  $\tau_h$  is required to be loosely isolated, to contain at least one track of  $p_T > 20$  GeV, and to have at most two tracks in total, targeting the  $\tau$  lepton decays into a single charged pion and up to two neutral pions. The probability for a signal event to be accepted by the trigger amounts to 8–14% in the  $m_{H^+}$  range of 80–160 GeV, and 19–44% in the  $m_{H^+}$  range of 180–600 GeV with all tau decays considered.

The efficiency of the  $\tau$  part of the trigger is evaluated as a function of  $p_T^{\tau_h}$  using a “tag-and-probe” technique [47] from  $Z/\gamma^* \rightarrow \tau_\mu \tau_h$  events, where  $\tau_\mu$  refers to a muonic  $\tau$  lepton decay. The efficiency of the  $E_T^{\text{miss}}$  part of the trigger is evaluated from events with a  $t\bar{t}$ -like final state of  $\tau_h$ +jets selected with a single- $\tau$  trigger. The trigger efficiencies in simulated events are corrected with data-to-simulation scale factors applied as function of  $p_T^{\tau_h}$  for the  $\tau_h$  part of the trigger and as function of  $E_T^{\text{miss}}$  for the  $E_T^{\text{miss}}$  part of the trigger. The scale factors range between 0.95–1.06 and 0.97–1.02 for the  $\tau_h$  and  $E_T^{\text{miss}}$  parts of the trigger, respectively.

Selected events are required to have at least one  $\tau_h$  with  $p_T^{\tau_h} > 41$  GeV within  $|\eta| < 2.1$  and to be matched to a trigger-level  $\tau_h$  object. These thresholds are chosen to be compatible with the single-muon trigger used for estimate of backgrounds with hadronic  $\tau$  decays from control samples in data, as described in section 5.2.1. Only one charged hadron is allowed to be associated with the  $\tau_h$  and its  $p_T$  is required to fulfill  $p_T > 20$  GeV. Background events with  $W \rightarrow \tau\nu_\tau$  decays are suppressed by requiring  $R_\tau = p^{\text{charged hadron}}/p^{\tau_h} > 0.7$ . The  $R_\tau$  observable is sensitive to different polarizations of  $\tau$  leptons originating from decays of W bosons (spin 1) and from decays of  $H^+$  (spin 0) [77].

A  $t\bar{t}$ -like event topology is selected by requiring at least three jets of  $p_T > 30$  GeV and  $|\eta| < 2.4$  in addition to the  $\tau_h$  and by requiring at least one of the selected jets to be identified as originating from the hadronization of a b quark. To select a fully hadronic final state, events containing identified and isolated electrons (muons) with  $p_T > 15$  (10) GeV are rejected. The electron (muon) candidates are considered to be isolated if the relative isolation  $I_{\text{rel}}^e$  ( $I_{\text{rel}}^\mu$ ), as described in section 3, is smaller than 15% (20%).

To suppress the multijet background,  $E_T^{\text{miss}} > 60$  GeV is required. The lower  $E_T^{\text{miss}}$  threshold on the PF  $E_T^{\text{miss}}$  compared to the calorimetric  $E_T^{\text{miss}}$  requirement applied at the high-level trigger improves the signal acceptance for  $m_{H^+} < m_t - m_b$ . This approach can be used because the PF  $E_T^{\text{miss}}$  has better resolution than the calorimetric  $E_T^{\text{miss}}$  [46].

In the multijet events selected with the  $\tau + E_T^{\text{miss}}$  trigger a hadronic jet is misidentified as the  $\tau_h$  in the event. In addition, the  $\tau_h$  typically has a recoiling jet in the opposite direction. The  $E_T^{\text{miss}}$  in these events arises from the mismeasurement of the momenta of these jets with the  $\vec{p}_T^{\text{miss}}$  direction aligned with  $\vec{p}_T^{\tau_h}$ . The best performance for multijet background suppression and signal acceptance is obtained with two-dimensional circular selections instead of simple selections based on azimuthal angle differences. The variables used for the azimuthal angle selections are defined as

$$\begin{aligned} R_{\text{coll}}^{\text{min}} &= \min \left\{ \sqrt{(\Delta\phi(\tau_h, \vec{p}_T^{\text{miss}}))^2 + (\pi - \Delta\phi(\text{jet}_n, \vec{p}_T^{\text{miss}}))^2} \right\}, \\ R_{\text{bb}}^{\text{min}} &= \min \left\{ \sqrt{(\pi - \Delta\phi(\tau_h, \vec{p}_T^{\text{miss}}))^2 + (\Delta\phi(\text{jet}_n, \vec{p}_T^{\text{miss}}))^2} \right\}, \end{aligned} \tag{5.2}$$

where the index  $n$  refers to any of the three highest  $p_T$  jets in the event and  $\Delta\phi$  denotes the azimuthal angle between the reconstructed  $\vec{p}_T^{\text{miss}}$  and the  $\tau_h$  or one of the three highest- $p_T$  jets. The labels “coll” and “bb” denote the collinear and back-to-back systems of the  $\tau_h$  and the  $E_T^{\text{miss}}$ , respectively. The selected events are required to satisfy  $R_{\text{coll}}^{\text{min}} > 0.70$  and  $R_{\text{bb}}^{\text{min}} > 0.70$ .

The same event selection is used for all the  $m_{H^+}$  values considered.

## 5.2 Background measurements

The background contributions arise from three sources:

1. Irreducible background from EW processes — W+jets, Z+jets, and dibosons — as well as SM  $t\bar{t}$  and single top quark production, where the selected  $\tau_h$  originates from a hadronic decay of a  $\tau$  lepton (“EW+ $t\bar{t}$  with  $\tau_h$ ”).

2. Reducible background from multijet events with large mismeasured  $E_T^{\text{miss}}$  and jets that mimic hadronic  $\tau$  decays.
3. Reducible background from EW+t $\bar{t}$  events, where an electron, muon, or a jet is misidentified as the  $\tau_h$  (“EW+t $\bar{t}$  no  $\tau_h$ ”).

The two largest backgrounds, “EW+t $\bar{t}$  with  $\tau_h$ ” and multijets, are measured from control samples in data, as explained in sections 5.2.1 and 5.2.2. The contribution from “EW+t $\bar{t}$  no  $\tau_h$ ” is estimated from simulation and is described in section 5.2.3.

### 5.2.1 Measurement of the EW+t $\bar{t}$ with hadronically decaying $\tau$ leptons background

The  $m_T$  distribution for the “EW+t $\bar{t}$  with  $\tau_h$ ” background is modelled via an embedding technique. It uses a control data sample of  $\mu$ +jets events selected with a single- $\mu$  trigger. The same jet selection as in the  $\tau_h$ +jets sample is used, and events with electrons or additional muons are rejected. Then, the selected  $\mu$  is replaced by a simulated  $\tau$  lepton decay. The simulated  $\tau$  lepton momentum is the same as that of the selected  $\mu$ , and the reconstructed  $\tau$  decay products are merged with the original  $\mu$ +jets event, from which the reconstructed muon is removed. In these hybrid events, the jets are reclustered and the  $E_T^{\text{miss}}$  is recalculated and then the events are subjected to the same event selection as the  $\tau_h$ +jets sample, i.e.  $\tau_h$  identification, b tagging,  $E_T^{\text{miss}}$  requirement, and the azimuthal angle selections are applied.

To obtain the  $m_T$  distribution for the “EW+t $\bar{t}$  with  $\tau_h$ ” background, the effect of the muon trigger and the muon offline reconstruction need to be unfolded, and the efficiency of the  $\tau+E_T^{\text{miss}}$  trigger must be taken into account. First, the weight of each hybrid event is increased by the inverse of the muon trigger and identification efficiencies. Then, the efficiency of the  $\tau+E_T^{\text{miss}}$  trigger is applied by weighting the events with the efficiencies of the  $\tau$  part of the trigger and the first trigger level part of the  $E_T^{\text{miss}}$  trigger. The rest of the  $E_T^{\text{miss}}$  part of the trigger is taken into account by applying a requirement on a hybrid calorimetric  $E_T^{\text{miss}}$  constructed from the original event and the simulated  $\tau$  lepton decay.

After the trigger has been taken into account, further corrections are applied. In a fraction of the selected  $\mu$ +jets events the  $\mu$  originates from a decay of a  $\tau$  lepton, leading to an overestimation of the EW+t $\bar{t}$  background by a few percent. This bias is corrected for by applying to the hybrid events  $p_T^\mu$ -dependent correction factors derived from simulated t $\bar{t}$  events. A residual difference is seen in the  $m_T$  distribution between non-embedded  $\tau$ +jets and embedded  $\mu$ +jets events in simulated t $\bar{t}$  events. This difference is corrected by weighting the hybrid events by  $m_T$ -dependent correction factors derived from simulated t $\bar{t}$  events. The t $\bar{t}$  events constitute about 85% of the “EW+t $\bar{t}$  with  $\tau_h$ ” background.

It should be noted that the embedding technique allows the separation of signal from the  $H^+ \rightarrow \tau^+ \nu_\tau$  decay mode from other decay modes, such as  $H^+ \rightarrow t\bar{b}$ , where the  $\tau$  lepton originates from a W boson decay. Namely, in the other charged Higgs boson decays,  $\tau$  leptons and muons are produced at equal rates causing the embedding technique to include the  $H^+ \rightarrow t\bar{b}$  signal from data (and other such signals) as part of the “EW+t $\bar{t}$  with  $\tau_h$ ” background.

### 5.2.2 Measurement of the multijet background

The multijet background is measured with a “ $\tau_h$  misidentification rate” technique. An estimate of the multijet background is obtained by measuring the probability of the  $\tau_h$  candidate to pass the nominal and inverted  $\tau_h$  isolation criterion. The misidentification rate is measured in bins of  $\tau_h$  transverse momentum, in an event sample that is obtained prior to applying the b tagging,  $E_T^{\text{miss}}$ , and  $R_{\text{bb}}^{\text{min}}$  parts of the event selection described in section 5.1. The event sample that passes the nominal  $\tau_h$  isolation selection contains a nonnegligible contamination from EW+t $\bar{t}$  backgrounds with genuine and misidentified  $\tau$  leptons. Therefore, the number of multijet and EW+t $\bar{t}$  events is determined by a maximum likelihood fit of the  $E_T^{\text{miss}}$  distribution. A fit is performed for each  $p_T^{\tau_h}$  bin. For multijet events, the  $E_T^{\text{miss}}$  templates are obtained from the data sample with inverted  $\tau_h$  isolation by subtracting a small contribution of simulated EW+t $\bar{t}$  events. The  $E_T^{\text{miss}}$  templates for the EW+t $\bar{t}$  events are taken from simulation in the nominal region. The misidentification rate probabilities  $w_j$  are defined as the ratio of the number of multijet events in the isolated sample and the inverted isolation sample. Their measured values vary between 0.050–0.061 depending on the  $p_T^{\tau_h}$  bin with a statistical uncertainty smaller than 3%.

The measured  $\tau_h$  misidentification rate probabilities are then applied as weights to multijet events passing all nominal event selection criteria, except that the isolation criterion applied on the  $\tau_h$  is inverted. The number of multijet events is obtained by subtracting the number of simulated EW+t $\bar{t}$  events from data. The estimate for the number of multijet events in a given bin  $i$  of the  $m_T$  distribution ( $N_i^{\text{multijet}}$ ) is obtained by summing these weighted events over the  $p_T^{\tau_h}$  bins according to

$$N_i^{\text{multijet}} = \sum_j \left( N_{i,j}^{\text{data, inverted}} - N_{i,j}^{\text{EW+t}\bar{t}, \text{inverted}} \right) w_j, \quad (5.3)$$

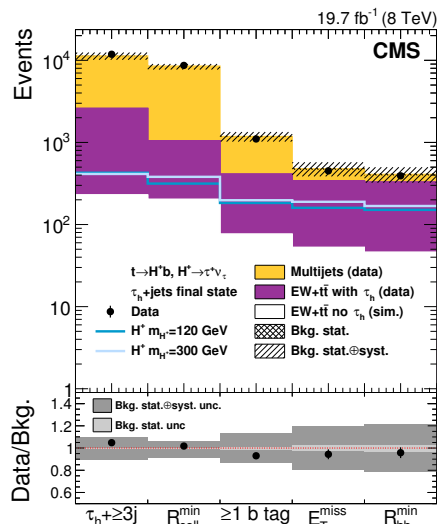
where  $N$  is the number of events and  $i$  and  $j$  denote  $m_T$  and  $p_T^{\tau_h}$  bins, respectively.

### 5.2.3 The EW+t $\bar{t}$ with misidentified $\tau$ leptons background

The “EW+t $\bar{t}$  no  $\tau_h$ ” background originates almost solely from jets that are misidentified as the  $\tau_h$  with a small contribution from electrons and muons misidentified as the  $\tau_h$ . About 85% of the “EW+t $\bar{t}$  no  $\tau_h$ ” background events come from t $\bar{t}$  and the rest from single top quark production in the tW- and t-channels. The number of selected simulated events in the single top quark samples is small and therefore the  $m_T$  distribution for them is estimated with a procedure where the probability of each event to pass the b tagging is applied as a per-event weight instead of applying the b tagging selection. This probability is evaluated for simulated events with the t $\bar{t}$ -like final state as function of jet  $p_T$  and flavour.

### 5.3 Event yields

Figure 2 shows the event yields after each selection step starting from the requirement that a  $\tau_h$ , no isolated electrons or muons, and at least three jets are present in the event. The multijet background and the “EW+t $\bar{t}$  with  $\tau_h$ ” background are shown as measured from data, while the “EW+t $\bar{t}$  no  $\tau_h$ ” background is shown as estimated from the simulation. The data agree with the sum of expected backgrounds within the total uncertainties.



**Figure 2.** The event yield in the  $\tau_h$ +jets final state after each selection step. For illustrative purposes, the expected signal yields are shown for  $m_{H^+} = 120$  GeV normalized to  $\mathcal{B}(t \rightarrow H^+b) \mathcal{B}(H^+ \rightarrow \tau^+\nu_\tau) = 0.01$  and for  $m_{H^+} = 300$  GeV normalized to  $\sigma(\text{pp} \rightarrow \bar{t}(b)H^+) \mathcal{B}(H^+ \rightarrow \tau^+\nu_\tau) = 1$  pb, which are typical values for the sensitivity of this analysis. The bottom panel shows the ratio of data over the sum of expected backgrounds and its uncertainties. The cross-hatched (light grey) area in the upper (lower) part of the figure represents the statistical uncertainty, while the collinear-hatched (dark grey) area gives the total uncertainty in the background expectation.

The observed numbers of events after the full event selection are listed in table 2, along with those expected for the backgrounds and for the charged Higgs boson production. The systematic uncertainties listed in table 2 are discussed in section 9. The  $m_T$  distributions with all event selection criteria applied are shown in figure 3 for  $m_{H^+} < m_t - m_b$  and  $m_{H^+} > m_t - m_b$ . In the  $m_{H^+} > m_t - m_b$  region, the limited number of background events in the high- $m_T$  tail is modelled by fitting an exponential function of the form  $p_0 e^{-p_1(m_T - c)}$ , where  $p_0$  and  $p_1$  are positive free parameters and where  $c = 180$  GeV is the starting point of the fit. In the region of  $m_T > 160$  GeV the event yields for the backgrounds are replaced by those obtained from this fit. The slight excess of observed events in the  $m_T$  spectrum for  $m_{H^+} > m_t - m_b$  and limits on the production of the charged Higgs boson extracted from these distributions are discussed in section 10.

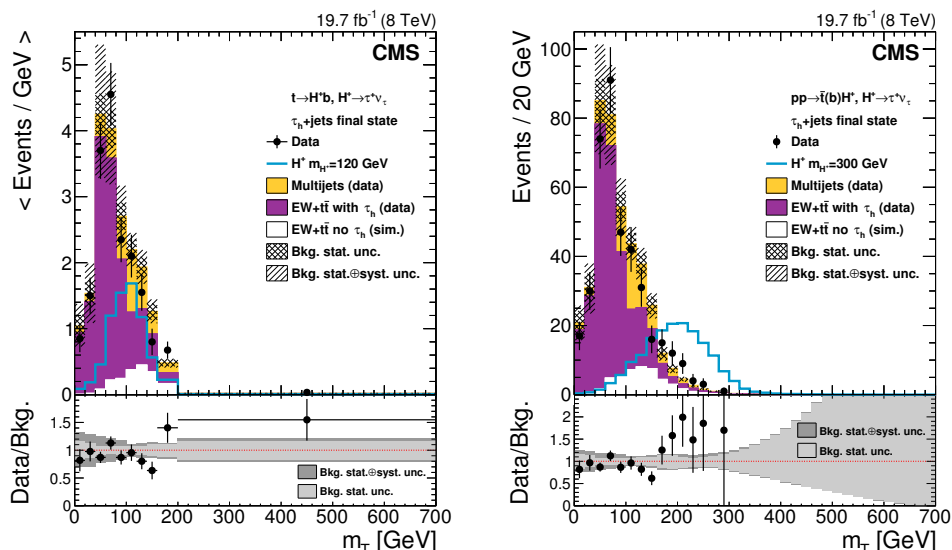
## 6 The $\mu\tau_h$ final state for $H^+ \rightarrow \tau^+\nu_\tau$ and $H^+ \rightarrow t\bar{b}$

In this analysis, a charged Higgs boson with  $m_{H^+} > m_t - m_b$  is assumed to be produced through  $\text{pp} \rightarrow \bar{t}(b)H^+$ : this can result in a final state characterized by the presence of two leptons. Here we describe the  $\mu\tau_h$  choice, whereas the  $\ell\ell'$  ( $\ell = e, \mu$ ) final state is discussed in section 7. The  $\mu\tau_h$  final state is sensitive to the charged Higgs boson decay modes  $H^+ \rightarrow \tau^+\nu_\tau$  and  $H^+ \rightarrow t\bar{b}$ .

In the first case, the  $\tau$  decays hadronically and the final state is characterized by the leptonic decay of the W boson from the  $\bar{t} \rightarrow \bar{b}W^-$  decay which results in a muon in the final state. In the second, at least one of the W bosons from the top quarks decays to a  $\tau$

Source	$N_{\text{events}}(\pm \text{stat} \pm \text{syst})$
Signal, $m_{H^+} = 120 \text{ GeV}$	$151 \pm 4 \begin{smallmatrix} +17 \\ -18 \end{smallmatrix}$
Signal, $m_{H^+} = 300 \text{ GeV}$	$168 \pm 2 \pm 16$
EW+t $\bar{t}$ with $\tau_h$ (data)	$283 \pm 12 \begin{smallmatrix} +55 \\ -54 \end{smallmatrix}$
Multijet background (data)	$80 \pm 3 \begin{smallmatrix} +9 \\ -10 \end{smallmatrix}$
EW+t $\bar{t}$ no $\tau_h$ (sim.)	$47 \pm 2 \begin{smallmatrix} +11 \\ -10 \end{smallmatrix}$
Total expected	$410 \pm 12 \begin{smallmatrix} +57 \\ -56 \end{smallmatrix}$
Data	392

**Table 2.** Numbers of expected signal and background events with their statistical and systematic uncertainties listed together with the number of observed events after the full event selection is applied in the  $\tau_h$ +jets final state. For illustrative purposes, the expected signal yields are shown for  $m_{H^+} = 120 \text{ GeV}$  normalized to  $\mathcal{B}(t \rightarrow H^+b)\mathcal{B}(H^+ \rightarrow \tau^+\nu_\tau) = 0.01$  and for  $m_{H^+} = 300 \text{ GeV}$  normalized to  $\sigma(\text{pp} \rightarrow \bar{t}(b)H^+)\mathcal{B}(H^+ \rightarrow \tau^+\nu_\tau) = 1 \text{ pb}$ , which are typical values for the sensitivity of this analysis.



**Figure 3.** The transverse mass ( $m_T$ ) distributions in the  $\tau_h$ +jets final state for the  $H^+$  mass hypotheses of 80–160 GeV (left) and 180–600 GeV (right). The event selection is the same in both left and right plots, but in the right plot the background expectation is replaced for  $m_T > 160 \text{ GeV}$  by a fit of the falling part of the  $m_T$  distribution. Since a variable bin width is used in the left plot the event yield in each bin has been divided by the bin width. For illustrative purposes, the expected signal yields are shown in the left plot for  $m_{H^+} = 120 \text{ GeV}$  normalized to  $\mathcal{B}(t \rightarrow H^+b)\mathcal{B}(H^+ \rightarrow \tau^+\nu_\tau) = 0.01$  and in the right plot for  $m_{H^+} = 300 \text{ GeV}$  normalized to  $\sigma(\text{pp} \rightarrow \bar{t}(b)H^+)\mathcal{B}(H^+ \rightarrow \tau^+\nu_\tau) = 1 \text{ pb}$ , which are typical values for the sensitivity of this analysis. The bottom panel shows the ratio of data over the sum of expected backgrounds along with the uncertainties. The cross-hatched (light grey) area in the upper (lower) part of the figure represents the statistical uncertainty, while the collinear-hatched (dark grey) area gives the total uncertainty in the background expectation.

lepton which in turn decays to hadrons, whereas the other decays into a muon. Selecting the tau decay for one of the W bosons enhances the sensitivity to the  $H^+ \rightarrow \tau^+ \nu_\tau$  decay mode of the charged Higgs boson. In this final state, the charged Higgs boson production is characterized by a number of b-tagged jets larger than in the SM backgrounds, and consequently the shape of the b-tagged jet multiplicity distribution is used to infer the presence of a signal. The dominant SM background processes are from  $t\bar{t} \rightarrow \mu\tau_h + X$ , and other backgrounds where a jet is misidentified as a  $\tau_h$  (mainly lepton+jet  $t\bar{t}$  events and W+jet production).

### 6.1 Event selection

The event selection is similar to that used in the measurement of the top quark pair production cross section in dilepton final states containing a  $\tau_h$  [78, 79]. A single-muon trigger with a threshold of  $p_T > 24$  GeV and  $|\eta| < 2.1$  is used to select the events.

Events are selected by requiring one isolated muon with  $p_T > 30$  GeV and  $|\eta| < 2.1$ , one hadronically decaying  $\tau$  with  $p_T > 20$  GeV and  $|\eta| < 2.4$ , at least two jets with  $p_T > 30$  GeV and  $|\eta| < 2.4$ , with at least one jet identified as originating from the hadronization of a b quark, and  $E_T^{\text{miss}} > 40$  GeV. The  $\tau_h$  and the muon are required to have opposite electric charges. The muon candidate is considered to be isolated if the relative isolation, as defined in section 3, is  $I_{\text{rel}} < 0.12$ . The muon and the  $\tau$  are required to be separated from each other and from any selected jet by a distance  $\Delta R > 0.4$ . The choice of the radius matches the lepton isolation cone. Events with an additional electron (muon) with  $I_{\text{rel}} < 0.2$  and  $p_T > 15(10)$  GeV are rejected.

### 6.2 Background estimate

There are three main background categories. The first includes backgrounds that contain a genuine muon and a genuine  $\tau_h$ , and is constituted by  $t\bar{t} \rightarrow \mu\tau_h + X$  production, associated  $tW \rightarrow \mu\tau_h + X$  production,  $Z \rightarrow \tau\tau \rightarrow \mu\tau_h$  Drell–Yan production, and  $VV \rightarrow \mu\tau_h + X$  processes. The second category includes backgrounds with a genuine muon and an electron or muon misidentified as a  $\tau_h$ , namely  $t\bar{t} \rightarrow \mu\ell + X$ ,  $Z \rightarrow \mu\mu$ , associated  $tW \rightarrow \mu\ell + X$  production and  $VV \rightarrow \mu\ell + X$  production. The third category involves processes with a genuine muon and a jet misidentified as a  $\tau_h$ , which include  $t\bar{t} \rightarrow \mu$ +jets, V+jets, single top quark, and  $VV \rightarrow \mu$ +jets events. Within those categories, all genuine muons come from W/Z decays, either direct ( $W \rightarrow \mu\nu$ ,  $Z \rightarrow \mu\mu$ ) or via intermediate  $\tau$  decays ( $W \rightarrow \tau\nu \rightarrow \mu + E_T^{\text{miss}}$ ,  $Z \rightarrow \tau\tau \rightarrow \mu\tau_h + E_T^{\text{miss}}$ ).

The backgrounds from the first two categories are estimated using simulation, except for the background due to  $Z/\gamma^* \rightarrow \tau\tau$  events with one  $\tau_h$  and one  $\tau$  decaying into a muon, which is estimated by taking for each variable the normalization from simulation and the shape from  $Z \rightarrow \mu\mu$  events in data, where each muon has been replaced with reconstructed particles from a simulated  $\tau$  lepton decay. The procedure is similar to the one described in section 5.2.1.

The backgrounds containing a jet misidentified as a  $\tau_h$  come mostly from W+jets and from  $t\bar{t} \rightarrow W^+W^-b\bar{b} \rightarrow \mu\nu q\bar{q}'b\bar{b}$  events, and are collectively labeled “misidentified  $\tau_h$ ” in the following tables and plots. This background is estimated by weighting each event in

a  $\mu + \geq 3$  jets control sample by the probability for any jet in the event to mimic a  $\tau_h$ . The contribution from  $t\bar{t} \rightarrow \mu\ell + X$  events, where one jet fakes a  $\tau_h$ , is estimated using simulation and is subtracted from the data driven estimate to avoid double counting. The probability that a jet is misidentified as a  $\tau_h$  is measured from data as a function of jet  $p_T$ ,  $\eta$ , and jet radius using W+jets and multijet events [47, 79]. Here, the estimate of the misidentified  $\tau_h$  background is improved with respect to the method used in ref. [25] by weighting according to the quark and gluon jet compositions (from simulation) the estimates obtained in the W+jet and multijet samples [79]. This data driven estimate is different from the one described in section 5.2.2, where the control region is obtained by inverting isolation requirements on the reconstructed  $\tau_h$  and only one control region is used. Here, estimating the fake rate in multijet events is not enough: the contamination from W+jets and  $t\bar{t} \rightarrow W^+W^-b\bar{b} \rightarrow \mu\nu q\bar{q}'b\bar{b}$  events must be taken into account as well. The improvement in the central value of the estimate is verified with a closure test consisting in applying the data driven method to simulated events: the result of the closure test is compatible with the yields obtained from simulation, within the uncertainties. The systematic uncertainty associated to the data driven method is reduced by 30% with respect to the cited paper. The misidentified  $\tau_h$  background measured from data is consistent with the expectations from simulation.

The fraction of events from SM  $t\bar{t}$  production that is not included in the  $t\bar{t} \rightarrow \mu\tau_h + X$  or misidentified  $\tau_h$  contributions is labeled as “other  $t\bar{t}$ ” in the following tables and plots. The  $t\bar{t}$  events are categorized in order to separate the contribution from each decay mode, using the full information on the simulated particles.

The single lepton trigger efficiency and the muon isolation and identification efficiencies are corrected by multiplicative data-to-simulation scale factors that depend on the muon  $p_T$  and  $\eta$ . Those factors are derived using a “tag-and-probe” method [80, 81]. The trigger correction factors vary between 0.96 and 0.99, whereas the corrections to isolation and identification efficiency vary between 0.97 and 0.99.

### 6.3 Event yields

The numbers of expected events for the SM backgrounds, the expected number of signal events from the  $pp \rightarrow \bar{t}(b)H^+$  process for  $m_{H^+} = 250$  GeV for the decay modes  $H^+ \rightarrow t\bar{b}$  and  $H^+ \rightarrow \tau^+\nu_\tau$ , and the number of observed events after all the selection requirements are summarized in table 3. Statistical and systematic uncertainties evaluated as described in section 9 are also shown. For illustrative purposes, the number of signal events is normalized, assuming a 100% branching fraction for each decay mode, to a cross section of 1 pb, which is typical of the cross section sensitivity of this analysis.

Data and simulated event yields at various steps of the event selection are shown in figure 4 (left). Since the background estimate is derived from data only after requiring one  $\tau_h$ , the backgrounds here are normalized to the SM prediction obtained from the simulation. A good agreement ( $\sim 1\%$  after the full selection) is found between data and the SM background expectations. The multijet background contribution is negligible at the final selection step. The expected signal event yields are shown as dashed lines.



Source	$N_{\text{events}}(\pm \text{stat} \pm \text{syst})$
$H^+ \rightarrow \tau^+ \nu_\tau, m_{H^+} = 250 \text{ GeV}$	$176 \pm 10 \pm 13$
$H^+ \rightarrow t\bar{b}, m_{H^+} = 250 \text{ GeV}$	$37 \pm 2 \pm 3$
$t\bar{t} \rightarrow \mu\tau_h + X$	$2913 \pm 14 \pm 242$
Misidentified $\tau_h$	$1544 \pm 14 \pm 175$
$t\bar{t}$ dilepton	$101 \pm 10 \pm 27$
$Z/\gamma^* \rightarrow ee, \mu\mu$	$12 \pm 3 \pm 4$
$Z/\gamma^* \rightarrow \tau\tau$	$162 \pm 40 \pm 162$
Single top quark	$150 \pm 12 \pm 18$
Dibosons	$20 \pm 3 \pm 2$
Total SM backgrounds	$4903 \pm 45 \pm 341$
Data	4839

**Table 3.** Numbers of expected events in the  $\mu\tau_h$  final state for the SM backgrounds and in the presence of a signal from  $H^+ \rightarrow t\bar{b}$  and  $H^+ \rightarrow \tau^+\nu_\tau$  decays for  $m_{H^+} = 250 \text{ GeV}$  are shown together with the number of observed events after the final event selection. For illustrative purposes, the number of signal events is normalized, assuming a 100% branching fraction for each decay mode, to a cross section of 1 pb, which is typical of the cross section sensitivity of this analysis.

The b-tagged jet multiplicity after the full event selection is shown in figure 4 (right). Here the misidentified  $\tau_h$  background is derived from data, as discussed in section 6.2. The ratio of the data to the sum of the expected SM background contributions is shown in the bottom panel. Limits on the production of the charged Higgs boson are extracted by exploiting this distribution.

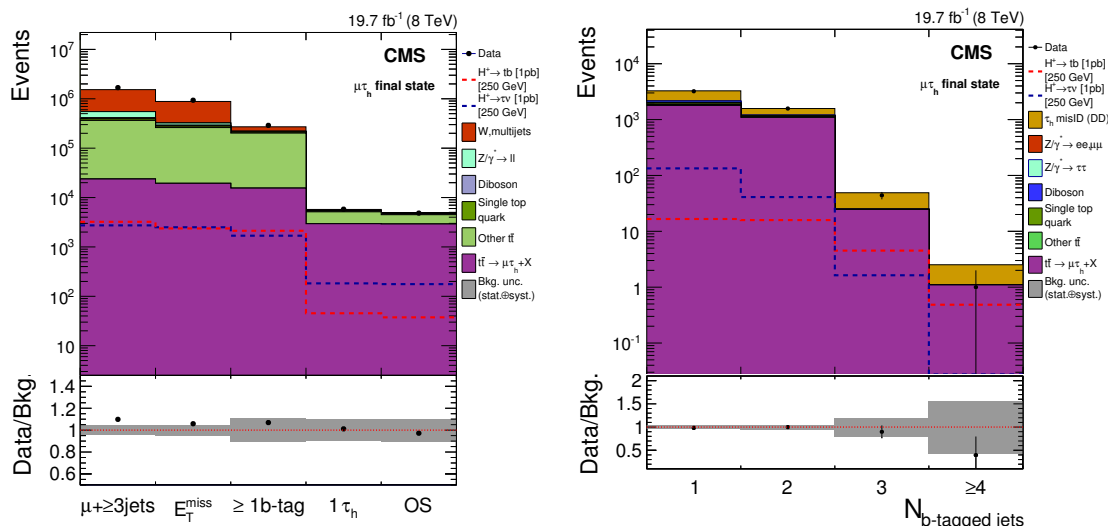
## 7 The dilepton ( $ee/e\mu/\mu\mu$ ) final states for $H^+ \rightarrow \tau^+\nu_\tau$ and $H^+ \rightarrow t\bar{b}$

In this analysis, a charged Higgs boson with  $m_{H^+} > m_t - m_b$  is assumed to be produced through  $pp \rightarrow \bar{t}(b)H^+$  and is searched for in the  $\ell\ell'$  final state. Assuming that the top quark produced in association with the charged Higgs boson decays as  $\bar{t} \rightarrow \ell\nu b$ , the dilepton final state is sensitive to charged Higgs boson decay modes  $H^+ \rightarrow t\bar{b}$  (via leptonic decays of the top) or  $H^+ \rightarrow \tau^+\nu_\tau$  (via leptonic decays of the tau lepton).

This leads to a final state similar to the SM  $t\bar{t}$  dilepton final state, with the addition of one or two b jets. The shape of the b-tagged jet multiplicity distribution is used to infer the presence of a charged Higgs boson signal. The dominant SM backgrounds are from  $t\bar{t}$  and single top quark production. An optimization procedure selected the b-tagged jet multiplicity variable as the most discriminating between the signal and the main backgrounds.

### 7.1 Event selection

The event selection is similar to that used for the measurement of the SM  $t\bar{t}$  cross section and of the ratio  $\mathcal{B}(t \rightarrow Wb)/\mathcal{B}(t \rightarrow Wq)$  in the dilepton channel [80, 82]. Data were collected with double-lepton triggers ( $ee/\mu\mu/e\mu$ ) with  $p_T$  thresholds of 17 GeV for the

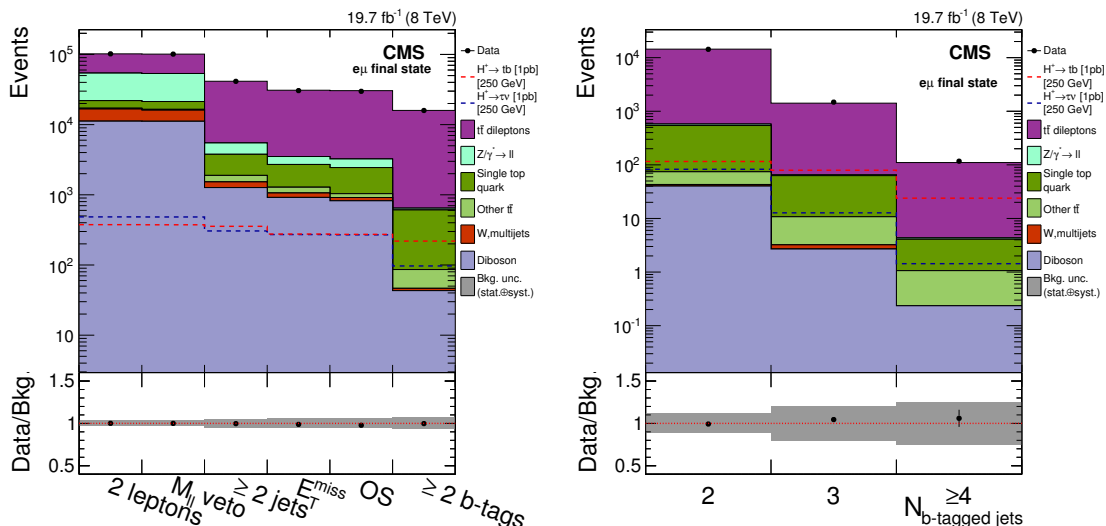


**Figure 4.** Left: event yields after each selection step, where OS indicates the requirement to have opposite electric charges for the  $\tau_h$  and the  $\mu$ . The backgrounds are estimated from simulation and normalized to the SM prediction. Right: the b-tagged jet multiplicity distribution after the full event selection. As opposed to the left plot, the “misidentified  $\tau_h$ ” component is estimated using the data-driven method and labeled “ $\tau_h$  misID (DD)”, while the remaining background contributions are from simulation normalized to the SM predicted values. For both distributions, the expected event yield in the presence of the  $H^+ \rightarrow t\bar{b}$  and  $H^+ \rightarrow \tau^+\nu_\tau$  decays is shown as dashed lines for  $m_{H^+} = 250$  GeV. For illustrative purposes, the number of signal events is normalized, assuming a 100% branching fraction for each decay mode, to a cross section of 1 pb, which is typical of the cross section sensitivity of this analysis.  $\mathcal{B}(H^+ \rightarrow t\bar{b}) = 1$  and  $\mathcal{B}(H^+ \rightarrow \tau^+\nu_\tau) = 1$ , respectively. The bottom panel shows the ratio of data over the sum of the SM backgrounds; the shaded grey area shows the statistical and systematic uncertainties added in quadrature.

leading lepton and 8 GeV for the other. After offline reconstruction, events are required to have two isolated, oppositely charged, leptons (one electron and one muon, or two electrons, or two muons) with  $p_T > 20$  GeV and  $|\eta| < 2.5$  ( $|\eta| < 2.4$ ) for electrons (muons), and at least two jets with  $p_T > 30$  GeV and  $|\eta| < 2.4$ . The relative isolation requirement is  $I_{\text{rel}} < 0.15(0.20)$  for electrons (muons). Jets are required to be separated by a distance  $\Delta R = 0.4$  from the isolated leptons. A minimum dilepton invariant mass of 12 GeV is required to reject SM background from low-mass resonances. For the same flavour channels ( $ee$ ,  $\mu\mu$ ), events with dilepton invariant mass within 15 GeV from the Z boson mass are vetoed. In order to account for the presence of neutrinos,  $E_T^{\text{miss}} > 40$  GeV is required. Finally, at least two b-tagged jets are required.

## 7.2 Background estimate

The main background comes from  $t\bar{t}$  events in which both W bosons decay leptonically, and surpasses by more than one order of magnitude the sum of the remaining backgrounds. All backgrounds are estimated from simulation. The dilepton trigger efficiency is corrected by a multiplicative data-to-simulation scale factor dependent on the final state, in order to provide agreement between data and simulation; the corresponding scale factors are



**Figure 5.** The event yields at different selection steps (left) and the b-tagged jet multiplicity after the full event selection for the  $e\mu$  final state (right). For illustrative purposes, the number of signal events is normalized, assuming a 100% branching fraction for each decay mode, to a cross section of 1 pb, which is typical of the cross section sensitivity of this analysis. The bottom panel shows the ratio of data over the sum of the SM backgrounds; the shaded area shows the statistical and systematic uncertainties added in quadrature.

computed using the “tag-and-probe” method, and the resulting values are 0.97, 0.95, and 0.92 for the  $ee$ ,  $e\mu$ , and  $\mu\mu$  final states, respectively. The data-to-simulation scale factors for the lepton identification and isolation efficiencies are defined using a second “tag-and-probe” method with  $Z \rightarrow e^+e^-/\mu^+\mu^-$  events. For electrons (muons) with  $p_T > 20$  GeV, they are found to vary between 0.91 (0.97) and 1.0 (0.99).

### 7.3 Event yields

The number of data events after each selection requirement are in good agreement with the SM background expectations, and are shown in figure 5 (left), for the  $e\mu$  final state as a representative example.

The number of expected events after all selections in the  $\ell\ell'$  final state is summarized in table 4 for the SM background processes and for a charged Higgs boson with a mass of  $m_{H^+} = 250$  GeV. The main background comes from  $t\bar{t}$  production in the dilepton final state, including all three lepton flavours. Backgrounds from  $t\bar{t}$  production in the final states other than “ $t\bar{t}$  dilepton” (labelled “other  $t\bar{t}$ ”) and other SM processes result in significantly smaller yields. Statistical and systematic uncertainties evaluated as described in section 9 are also shown. The data agree with the sum of expected backgrounds within the total uncertainties.

The b-tagged jet multiplicity distribution for the  $e\mu$  final state, shown after the full event selection in figure 5 (right), is used to extract limits on the charged Higgs boson production.

Source	ee	eμ	μμ
$H^+ \rightarrow \tau^+ \nu_\tau, m_{H^+} = 250 \text{ GeV}$	$39 \pm 3 \pm 3$	$97 \pm 4 \pm 5$	$40 \pm 3 \pm 3$
$H^+ \rightarrow t\bar{b}, m_{H^+} = 250 \text{ GeV}$	$85 \pm 3 \pm 2$	$219 \pm 5 \pm 5$	$90 \pm 3 \pm 2$
t $\bar{t}$ dilepton	$5692 \pm 17 \pm 520$	$15296 \pm 28 \pm 1364$	$6332 \pm 18 \pm 572$
Other t $\bar{t}$	$22 \pm 4 \pm 5$	$40 \pm 5 \pm 9$	$17 \pm 3 \pm 5$
$Z/\gamma^* \rightarrow \ell\ell$	$96 \pm 7 \pm 35$	$36 \pm 2 \pm 7$	$139 \pm 10 \pm 42$
W+jets, multijets	$6 \pm 2 \pm 1$	$3 \pm 1 \pm 1$	$< 1$
Single top quark	$199 \pm 10 \pm 21$	$522 \pm 15 \pm 54$	$228 \pm 10 \pm 26$
Dibosons	$15 \pm 1 \pm 2$	$43 \pm 2 \pm 6$	$20 \pm 1 \pm 3$
Total SM backgrounds	$6032 \pm 20 \pm 521$	$15941 \pm 32 \pm 1365$	$6736 \pm 23 \pm 575$
Data	6162	15902	6955

**Table 4.** Number of expected events for the SM backgrounds and for signal events with a charged Higgs boson mass of  $m_{H^+} = 250 \text{ GeV}$  in the ee, eμ, and μμ dilepton final states after the final event selection. For illustrative purposes, the number of signal events is normalized, assuming a 100% branching fraction for each decay mode, to a cross section of 1 pb, which is typical of the cross section sensitivity of this analysis. Event yields are corrected with the trigger and selection efficiencies. Statistical and systematic uncertainties are shown.

## 8 The single-lepton (e/μ+jets) final states for $H^+ \rightarrow t\bar{b}$

In this analysis, a charged Higgs boson with  $m_{H^+} > m_t - m_b$  and produced in association with a top quark  $pp \rightarrow \bar{t}(b)H^+$ , is searched for in the decay mode  $H^+ \rightarrow t\bar{b}$ . Of the two W bosons produced from the top quark decays, one decays leptonically, while the other decays hadronically, leading to the final state signature of one lepton, jets, and  $E_T^{\text{miss}}$ . These final states are similar to the SM t $\bar{t}$  semileptonic final states, with the addition of one or two b jets. While the dilepton analysis (section 7) uses the shape of the full b tagged jet multiplicity distribution to check for the presence of a signal, for this analysis, an optimization procedure led to use of the  $H_T$  distribution, defined as the scalar sum of the  $p_T$  of all selected jets, subdivided by b tagged jet multiplicity, to infer the presence of a charged Higgs signal. Due to the jet composition of the signal, the  $H_T$  distribution peaks at higher energies and has a less steeply falling high energy tail than the major backgrounds. The dominant backgrounds are t $\bar{t}$ , W+jets, and single top quark production.

### 8.1 Event selection

Data were collected by the single-electron or a single-muon trigger with  $p_T$  thresholds of 27 and 24 GeV, respectively. The offline event selection requires the presence of exactly one isolated electron (muon) with  $p_T > 30$  (27) GeV and  $|\eta| < 2.5$  (2.4). The electrons (muons) are required to be isolated with  $I_{\text{rel}}^\ell < 0.10$  (0.20), with  $I_{\text{rel}}^\ell$  defined in section 3. Events with additional leptons are rejected. To maintain exclusivity with the other analyses included in this paper, events with one or more hadronic  $\tau$  decays with  $p_T^{\tau_h} > 20 \text{ GeV}$  and  $|\eta_{\tau_h}| < 2.4$  are rejected. In addition, the presence of at least two jets with  $p_T > 30 \text{ GeV}$  and  $|\eta| < 2.4$  are required, with  $p_T > 50 \text{ GeV}$  for the jet with the highest  $p_T$ . At least one

of the selected jets is required to be b-tagged. The  $E_T^{\text{miss}}$  must exceed 20 GeV to mimic the presence of a neutrino in the final event signature.

To account for differences in modelling of the lepton identification and trigger efficiency between simulation and data,  $\eta$ - and  $p_T$ -dependent scale factors are applied. The single-electron trigger correction factor is 0.973 (1.020) for  $|\eta| \leq 1.5$  ( $1.5 < |\eta| \leq 2.5$ ) and the single-muon trigger correction factors and corrections to identification efficiency are similar to those in section 6.2.

Events are classified into two categories, a signal region (SR) and a control region (CR). The CR is defined by having low reconstructed jet multiplicity,  $2 \leq N_{\text{jet}} \leq 3$ , and is used to derive normalizations for dominant backgrounds from data. The SR is distinguished by its high jet multiplicity, and defined by the requirement  $N_{\text{jet}} \geq 4$ . These categories are further subdivided according to the b-tagged jet multiplicities,  $N_{\text{b tag}}$ , with the CR split into 3 subcategories ( $N_{\text{b tag}} = 0$ ,  $N_{\text{b tag}} = 1$ , and  $N_{\text{b tag}} \geq 2$ ) and the SR split into two ( $N_{\text{b tag}} = 1$  and  $N_{\text{b tag}} \geq 2$ ). Distinguishing between electron and muon channels leads to a total of four SR categories and six CR categories.

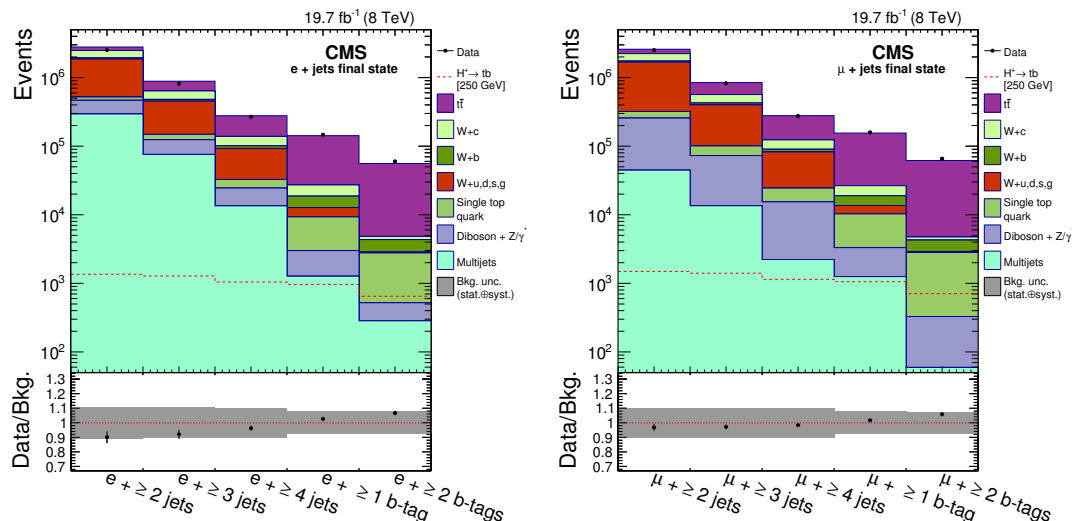
## 8.2 Background estimate

The following background processes are considered:  $t\bar{t}$ , W+jets, single top quark,  $Z/\gamma^*$ +jets, and dibosons (WW, WZ, and ZZ).

The backgrounds are subdivided into seven independent categories distinguished by their yields and shapes in the signal region. The six samples:  $t\bar{t}$ , W+c (events with one or more c jet), W+b (events with one or more b jet), W+light-flavour (u, d, s, g) jets, single top quark, and multijets are defined as independent categories. The small backgrounds with similar  $H_T$  distributions from dibosons and  $Z/\gamma^*$ +jets are merged into the “ $Z/\gamma^*/VV$ ” background. Additional contributions from  $t\bar{t}+W$  and  $t\bar{t}+Z$  are considered negligible. All  $H_T$  distributions are taken from simulation.

For the backgrounds which contribute little to the signal region (single top quark, diboson, Z+jets, and multijet production), the normalizations are taken directly from the simulation. For the four remaining processes which provide most of the background in the signal region ( $t\bar{t}$  production, W+c, W+b, and W+light-flavour jets), the normalization is initially taken from simulation, but is then determined by a simultaneous fit of the background distributions to the data. The normalization is allowed to float freely during the limit setting. Thus, the fit finds the best values for these normalizations, derived using simulated and observed yields from both the control and signal regions. The values obtained for these normalizations for the electron (muon) channel are 1.01 (1.01) for  $t\bar{t}$ , 2.06 (1.62) for W+c, 1.90 (1.48) for W+b, and 1.18 (1.01) for W+light-flavour jets. The  $t\bar{t}$  background dominates and constitutes 80% of events with 1 b-tagged jet and 93% of events with 2 or more b-tagged jets, while W+c and W+b backgrounds contribute to 8% and 2%, respectively. Differences in normalizations between electron and muon channels are accounted for in the systematic uncertainties, as noted in table 9.

A closure test is performed to assess the validity of the assumption that the normalizations derived from the fit to data are not dependent on the jet multiplicities of the samples. A sample of events with at least four jets, none of which are b-tagged, is used for



**Figure 6.** Event yields after different selection cuts for both the e+jets (left) and  $\mu$ +jets (right) final state. Expectations for the charged Higgs boson for  $m_{H^+} = 250$  GeV, for the  $H^+ \rightarrow t\bar{b}$  decays, are also shown. For illustrative purposes, the signal is normalized, assuming  $\mathcal{B}(t \rightarrow H^+b) = 1$ , to a cross section of 1 pb, which is typical of the cross section sensitivity of this analysis. The bottom panel shows the ratio of data over the sum of the SM backgrounds with the total uncertainties.

the closure test. The agreement between observed and predicted events, using the post-fit values of the normalizations, across all bins in the high jet multiplicity region is found to be within 10%.

### 8.3 Event yields

The number of data events after different selection cuts are compared to expectations from SM backgrounds and are shown in figure 6 for both the electron and muon channels. Results are in good agreement with SM background expectations.

The number of expected events in the final selection for each subsample can be seen in table 5. The number of events for data, SM background processes, and a charged Higgs boson with a mass of  $m_{H^+} = 250$  GeV are shown. The leading contributions to the SM background come from  $t\bar{t}$  events with a semi-leptonic final state, W boson production in association with heavy-flavour jets, and single top quark production. Statistical and systematic uncertainties are evaluated as described in section 9.

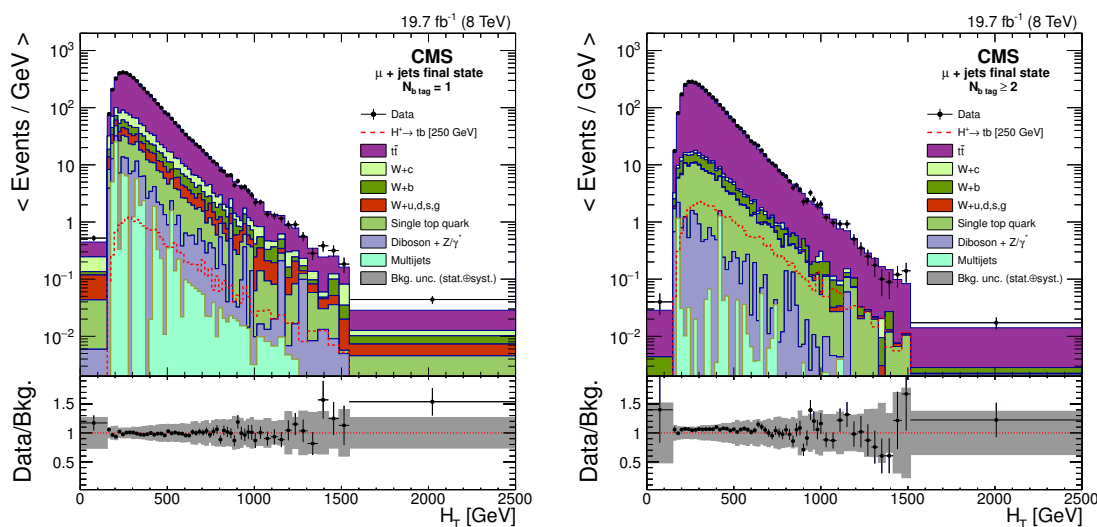
The  $H_T$  distributions for the two signal regions in the muon channel are shown in figure 7. Limits on the production cross section of the charged Higgs boson are extracted by exploiting these distributions.

## 9 Systematic uncertainties

The uncertainties common to the analyses are presented in section 9.1. The uncertainties specific to the individual analyses are discussed in sections 9.2–9.5.

Source	$N_{b \text{ tag} = 1}$	$N_{b \text{ tag} \geq 2}$	$N_{b \text{ tag} = 1}$	$N_{b \text{ tag} \geq 2}$
	e+jets		$\mu$ +jets	
$H^+ \rightarrow t\bar{b}, m_{H^+} = 250 \text{ GeV}$	$315 \pm 4 \pm 17$	$647 \pm 6 \pm 34$	$348 \pm 5 \pm 19$	$707 \pm 7 \pm 37$
$t\bar{t}$	$64111 \pm 74 \pm 5174$	$51059 \pm 66 \pm 4679$	$71593 \pm 78 \pm 5711$	$57094 \pm 70 \pm 5160$
W+c	$8031 \pm 89 \pm 1047$	$482 \pm 21 \pm 79$	$7156 \pm 77 \pm 11193$	$460 \pm 18 \pm 92$
W+b	$4470 \pm 61 \pm 1206$	$1486 \pm 35 \pm 404$	$3926 \pm 53 \pm 1386$	$1364 \pm 32 \pm 484$
W+u,d,s,g	$3326 \pm 44 \pm 598$	$90 \pm 7 \pm 21$	$3231 \pm 39 \pm 581$	$95 \pm 7 \pm 22$
Single top quark	$4059 \pm 42 \pm 463$	$2253 \pm 30 \pm 274$	$4496 \pm 44 \pm 524$	$2493 \pm 32 \pm 295$
$Z/\gamma^*/VV$	$1492 \pm 54 \pm 771$	$237 \pm 21 \pm 130$	$1792 \pm 60 \pm 942$	$269 \pm 22 \pm 140$
Multijet background	$990 \pm 270 \pm 1040$	$280 \pm 160 \pm 290$	$1220 \pm 480 \pm 1260$	$59 \pm 34 \pm 60$
Total SM backgrounds	$86480 \pm 310 \pm 5620$	$55890 \pm 190 \pm 4720$	$93410 \pm 500 \pm 6240$	$61836 \pm 95 \pm 5194$
Data	86580	59637	92391	65472

**Table 5.** Number of expected events for the SM backgrounds and for signal events with a charged Higgs boson mass of  $m_{H^+} = 250 \text{ GeV}$  in the  $\ell$ +jets final states after the final event selection. Normalizations for W+light-flavour jets, W+c, W+b, and  $t\bar{t}$  are derived from data. Normalizations for other backgrounds are based on simulation. For illustrative purposes, the signal is normalized, assuming  $\mathcal{B}(t \rightarrow H^+b) = 1$ , to a cross section of 1 pb, which is typical of the cross section sensitivity of this analysis. Statistical and systematic uncertainties are shown.



**Figure 7.** The  $H_T$  distributions observed in data and predicted for signal and background in the  $\mu$ +jets channel with  $N_{b \text{ tag} = 1}$  (left) and  $N_{b \text{ tag} \geq 2}$  (right). Normalizations for  $t\bar{t}$ , W+c, W+b, and W+light-flavour jets are derived from data. Normalizations for other backgrounds are based on simulation. Expectations for the charged Higgs boson for  $m_{H^+} = 250 \text{ GeV}$ , for the  $H^+ \rightarrow t\bar{b}$  decays, are also shown. For illustrative purposes, the signal is normalized, assuming  $\mathcal{B}(t \rightarrow H^+b) = 1$ , to a cross section of 1 pb, which is typical of the cross section sensitivity of this analysis. The bottom panel shows the ratio of data and the sum of the SM backgrounds with the total uncertainties. Bin contents are normalized to the bin width.

## 9.1 Uncertainties common to the analyses

The sources of systematic uncertainties common to the analyses (unless specified otherwise) and affecting simulated samples only are as follows:

- Uncertainties in the lepton trigger, identification, and isolation efficiencies are calculated from independent samples with a “tag-and-probe” method. The uncertainties in the single electron, single muon, and dilepton triggers amount to 2%, 2%, and 3%, respectively. For the  $\tau_h$ +jets final state, the treatment is detailed in section 9.2;
- The uncertainty in the efficiency and identification of electrons is 2% (1%) for  $p_T > 20$  (30) GeV. For muons, the uncertainty in the efficiency and identification is 1%;
- The uncertainty in  $\tau_h$  identification efficiency is estimated to be 6% [83];
- The misidentification uncertainty in events with an electron misidentified as the  $\tau_h$  is 20% (25%) for the barrel (endcap); for events with a muon (jet) misidentified as the  $\tau_h$  an uncertainty of 30% (20%) is estimated [83];
- The uncertainty in the  $\tau_h$  energy scale ( $\tau_h$  ES) is estimated by varying the  $\tau_h$  momentum by  $\pm 3\%$  [83];
- The uncertainties in the jet energy scale (JES), jet energy resolution (JER), and the contribution to  $E_T^{\text{miss}}$  scale from particles not clustered to jets (“unclustered  $E_T^{\text{miss}}$  scale”) are estimated independently according to the prescription described in ref. [42], and found to within 1–6% for the signal and dominant simulated backgrounds in all the analyses. The variations of these quantities are also propagated to the  $E_T^{\text{miss}}$ . The uncertainty in JES is evaluated as a function of jet  $p_T$  and jet  $\eta$ , and takes into account JES variations due to parton flavour;
- The uncertainty arising from b tagging/mistagging efficiencies is estimated according to the description in ref. [44]. Values of 3–20% are found in the different analyses;
- A 100% uncertainty is assumed for the reweighting of the top quark  $p_T$  spectrum of each top quark in simulated SM  $t\bar{t}$  events, discussed in section 4. The reweighting and uncertainty depends on the top quark decay [69];
- The uncertainty in pileup event modelling is estimated by varying the total inelastic cross section used to infer the pileup distribution in data by  $\pm 5\%$ ;
- Uncertainties in the theoretical cross section normalization described in detail in section 4;
- For the  $\mu\tau_h$ ,  $\ell$ +jets, and  $\ell\ell'$  final states, the uncertainties due to ME and parton shower (PS) matching, and those due to the factorization and renormalization scale choices are applied only to the dominant simulated  $t\bar{t}$  backgrounds; they are estimated by varying by a factor of two the threshold between jet production at the ME level and via PS and by varying by a factor of four the nominal scale given by the momentum transfer of the hard process ( $Q^2$ ) in the event;



- For the  $\mu\tau_h$  and  $\ell\ell'$  final states, the uncertainty in the b-tagged jet multiplicity distribution shapes due to PDF variations is estimated separately for the dominant simulated  $t\bar{t}$  backgrounds by varying independently the components of the PDF parameterization;
- For the  $\mu\tau_h$  and  $\ell\ell'$  final states, the uncertainty due to the modelling of the associated heavy-flavour production ( $t\bar{t}+b\bar{b}$ ) is taken into account by assigning to each bin of the b-tagged jet multiplicity distribution of the  $t\bar{t}+b\bar{b}$  events an uncorrelated bin-by-bin uncertainty of 44%. This uncertainty is based on the comparison between the observed and predicted ratios of  $\sigma(t\bar{t} + b\bar{b})/\sigma(t\bar{t} + q\bar{q})$  [84];
- The uncertainty in the integrated luminosity is estimated to be 2.6% [85].

## 9.2 The $\tau_h$ +jets final state for $H^+ \rightarrow \tau^+ \nu_\tau$

In the  $\tau_h$ +jets final state, some of the systematic uncertainties related to simulated samples also affect the background measurements from data. In the multijet background, a small number of simulated EW+ $t\bar{t}$  events is subtracted from the data to obtain the number of multijet events. The uncertainties affecting this small number of simulated events are taken into account, but their magnitudes are suppressed because they apply to only a fraction of the multijet background and a minus sign is assigned for them to denote anticorrelation. For the “EW+ $t\bar{t}$  with  $\tau_h$ ” background, uncertainties related to the simulated  $\tau$  lepton decays are taken into account.

In addition to the uncertainties already described in section 9.1, the following sources of systematic uncertainties are taken into account for the  $\tau_h$ +jets final state:

- The uncertainties in the efficiencies of the  $\tau$  part and  $E_T^{\text{miss}}$  part of the  $\tau+E_T^{\text{miss}}$  trigger measured from data and simulation are considered separately. The simulated samples are affected by both sources of uncertainty, while the “EW+ $t\bar{t}$  with  $\tau_h$ ” background, obtained with the “embedding” procedure, is affected only by the uncertainty in the trigger efficiency measured in data. Furthermore, for the “EW+ $t\bar{t}$  with  $\tau_h$ ” background, the data part of the  $\mu$  trigger efficiency is also considered, and a further 12% uncertainty is applied for approximating the  $E_T^{\text{miss}}$  of the high-level trigger by offline calorimeter-based  $E_T^{\text{miss}}$ ;
- The uncertainty in vetoing events with electrons and/or muons affecting only the simulated samples is estimated from the uncertainty in the electron and muon reconstruction, identification, and isolation efficiencies as 2% (1%) for electrons (muons);
- A 50% normalization uncertainty for the  $m_T$  distribution is assigned for the simulated single top quark samples in the “EW+ $t\bar{t}$  no  $\tau_h$ ” background for assigning as event weight the probability to pass b tagging instead of applying the b tagging condition;
- The uncertainties in the “EW+ $t\bar{t}$  with  $\tau_h$ ” background measurement method are described in the following. The uncertainty in the muon identification efficiency in data is found to be small. The contamination of the  $\mu$ +jets control sample by

multijet events is estimated with a  $\mu$  enriched simulated multijet sample to be at most 2%, which is taken as a systematic uncertainty. The fraction of events with  $W \rightarrow \tau\nu_\tau \rightarrow \mu\nu_\mu\nu_\tau$ , discussed in section 5.2.1, is evaluated from simulated events and found to obey a functional form  $(1-a)p_T^{-b}$ , where  $a$  and  $b$  are positive constants and  $p_T$  is the transverse momentum of the selected muon. The systematic uncertainty for correcting the event yield for this effect amounts to 1.2%. A 100% uncertainty is assumed on the event weights accounting for the difference between the  $\tau$ +jets and embedded  $\mu$ +jets events from simulated  $t\bar{t}$  events (denoted as “Non-emb. vs. emb. difference” in table 6) observed in the  $m_T$  distribution;

- The uncertainties in the multijet background measurement method are described in the following. The statistical uncertainty in the  $E_T^{\text{miss}}$  template fit that is performed in each bin of  $p_T^{\tau_h}$ , as described in section 5.2, is estimated to be 3% in each  $p_T^{\tau_h}$  bin. The difference in the  $m_T$  distribution shapes between the nominal sample and the sample with inverted  $\tau_h$  isolation criterion is taken as a systematic uncertainty. It is evaluated from the ratio of the event yields of the samples with nominal and inverted  $\tau_h$  isolation criterion as a function of  $m_T$  after requiring the other  $\tau_h$  selection criteria, the veto against electrons and muons, at least three jets, and the requirement on  $R_{\text{coll}}^{\text{min}}$ . The statistical uncertainty of the ratio of the event yields is found to account for the difference in the shape and its magnitude is taken as the systematic uncertainty. Its value ranges between 5–15% depending on the bin of the  $m_T$  distribution.

A summary of the systematic uncertainties is shown in table 6.

In the region where the background yields are taken from the exponential fit on  $m_T$ , the statistical uncertainties in the background distributions are given by the uncertainties on the fit parameters while the relative values of the systematic uncertainties are kept the same like in the unfitted  $m_T$  distribution.

The dominant systematic uncertainties for signal arise from  $\tau_h$  identification,  $\tau_h$  energy scale, b tagging, and the theoretical  $t\bar{t}$  cross section uncertainty for  $m_{H^+} < m_t - m_b$ . For the backgrounds, the dominant uncertainties are those in  $\tau_h$  identification, jet  $\rightarrow \tau_h$  misidentification, treatment of the  $E_T^{\text{miss}}$  part of the trigger, and the difference between the transverse mass shapes of the  $\tau$ +jets and embedded  $\mu$ +jets events. In the region  $m_{H^+} > 300$  GeV the sensitivity of the analysis is driven solely by the signal acceptance and the uncertainties in the signal.

### 9.3 The $\mu\tau_h$ final state for $H^+ \rightarrow \tau^+\nu_\tau$ and $H^+ \rightarrow t\bar{b}$

The dominant sources of systematic uncertainties are the  $\tau_h$  identification and misidentification, the top quark  $p_T$  modelling, and the prediction of the  $t\bar{t}$  cross section. In addition to the uncertainties described in section 9.1, an uncertainty associated with the misidentified  $\tau_h$  background estimated from data is evaluated as half of the maximum variation between the “W+jet” and “multijet” estimates discussed in section 6.2. The statistical uncertainty associated with the number of events in the control region to which the final estimate is applied amounts to 1% and is taken into account in the limit computation.

Source	Signal	Signal	Signal	Multi-jets	EW+t $\bar{t}$	EW+t $\bar{t}$
	H <sup>+</sup> H <sup>-</sup>	H <sup>+</sup> W <sup>-</sup>	H <sup>+</sup>		with $\tau_h$	no $\tau_h$
$\tau$ part of trigger (data)	1.5–1.8	1.3–1.5	1.8–3.0	-0.5	1.2	1.4
$\tau$ part of trigger (simulation)	0.7–0.8	0.6–0.7	0.8–1.1	-0.2		0.8
$E_T^{\text{miss}}$ part of trigger (data)	2.6–3.3	2.5–2.8	2.9–4.2	-1.2	2.5	2.8
$E_T^{\text{miss}}$ part of trigger (simulation)	0.1	0.1	0.1	-0.1		0.4
Approximation in $E_T^{\text{miss}}$ part of trigger					12	
Single $\mu$ trigger; data					-0.1	
Veto of events with e	0.1–0.2	0.2–0.3	0.2–0.3	<-0.1		0.4
Veto of events with $\mu$	0.1	0.1–0.2	0.1	<-0.1		0.5
$\tau_h$ identification (S)	6.0	6.0	5.9–6.0	-0.8	6.0	
e misidentification as $\tau_h$ (S)	<0.1	<0.1	<0.1	-0.1		3.3
$\mu$ misidentification as $\tau_h$ (S)	<0.1	<0.1	<0.1	<-0.1		1.1
Jet misidentification as $\tau_h$ (S)	0.1	0.1–0.3	0.1	-6.9		17
$\tau_h$ energy scale (S)	0.3–2.6	2.7–5.2	0.3–2.7	-1.8	5.8	2.0
Jet energy scale	2.6–5.2	2.0–3.0	1.6–2.1	-1.4		3.2
Jet energy resolution	1.1–1.8	0.5–1.3	0.7–1.5	-0.2		3.2
Unclustered $E_T^{\text{miss}}$ energy scale	0.1–0.4	0.1–0.9	0.1–0.4	-0.5		1.5
b-jet tagging (S)	5.9–20	4.7–5.3	4.6–5.4	-3.5		5.0
Top quark $p_T$ modelling (S)				+5.6 -6.8		+11 -6.6
Pileup modelling	0.1–0.9	0.1–0.8	0.1–0.6	-0.1		2.9
$\mu$ identification; data					<-0.1	
Multijet contamination					2.0	
$W \rightarrow \tau\nu_\tau \rightarrow \mu\nu_\mu\nu_\tau$ fraction					1.2	
Non-emb. vs. emb. difference (S)					+14 -12	
Multijet $m_T$ distribution shape (S)				4.6		
Multijet template fit				3.0		
Probabilistic $m_T$ in single top quark						6.8
t $\bar{t}$ cross section, scale	+2.5 -3.4	+2.5 -3.4		+1.0 -0.7		+2.2 -2.9
t $\bar{t}$ cross section, PDF+ $\alpha_S$	4.6	4.6		-1.6		4.0
Single top quark cross section						1.0
W+jets, Z/ $\gamma^*$ , VV cross section						0.1
Integrated luminosity	2.6	2.6	2.6	-0.8		2.6

**Table 6.** The systematic uncertainties (in %) on event yields for the charged Higgs boson signal processes  $t\bar{t} \rightarrow bH^+\bar{b}H^-$  ( $H^+H^-$ ),  $t\bar{t} \rightarrow bH^+\bar{b}W^-$  ( $H^+W^-$ ), and  $pp \rightarrow \bar{t}(b)H^+$  ( $H^+$ ) and for the background processes. The uncertainties which depend on the  $m_T$  distribution bin are marked with (S) and for these the maximum integrated value of the negative or positive variation is displayed. Empty cells indicate that an uncertainty does not affect the sample. The uncertainty values within the rows are considered to be fully correlated and the values within the columns are considered to be uncorrelated. A minus sign in front of an uncertainty value means anticorrelation with other values in the same row.

Source	Signal	$t\bar{t} \rightarrow \mu\tau_h + X$	$t\bar{t}$ dilepton	$\tau_h$ mis-id	single top quark
Single $\mu$ trigger	2.0	2.0	2.0		
e identification	2.0	2.0	2.0		2.0
$\mu$ identification	1.0	1.0	1.0		1.0
$\tau_h$ identification	6.0	6.0			6.0
e misidentification as $\tau_h$			3.0		
$\mu$ misidentification as $\tau_h$			3.0		
Jet misidentification as $\tau_h$			20		
$\tau_h$ energy scale (S)	0.6	2.4	4.4		4.1
Jet energy scale (S)	2.5	1.9	2.6		3.9
Jet energy resolution (S)	0.8	0.1	1.6		0.2
Unclustered $E_T^{\text{miss}}$ energy scale (S)	0.8	0.1	1.8		0.2
b tagging (S)	1.8	1.8	2.7		3.2
udsg $\rightarrow$ b mistagging (S)	<0.1	<0.1	<0.1		0.1
Top quark $p_T$ modelling (S)		5.4	5.2		
Pileup modelling	4.0	2.0	8.0		2.0
Misidentified $\tau_h$ background				11	
Cross sections		$^{+2.5}_{-3.4} \pm 4.6$	$^{+2.5}_{-3.4} \pm 4.6$		8.0
Matching scale (S)		12	5.1		
Fact./renorm. scale (S)		3.4	7.5		
PDF effect on shape		shape only	shape only		
Heavy flavours (S)		<0.1	<0.1		
Integrated luminosity	2.6	2.6	2.6		2.6

**Table 7.** The systematic uncertainties (in %) for the  $\mu\tau_h$  final state for backgrounds, and for signal events from  $H^+ \rightarrow t\bar{b}$  decays for  $m_{H^+} = 250$  GeV. These systematic uncertainties are given as the input to the exclusion limit calculation. The uncertainties that depend on the b-tagged jets multiplicity distribution bin are marked with (S) and for these the maximum integrated value of the negative or positive variation is displayed. Empty cells indicate that an uncertainty does not affect the sample. The uncertainty values within the rows are considered to be fully correlated and the values within the columns are considered to be uncorrelated. The uncertainties in the cross sections are to be considered uncorrelated for different samples and fully correlated for different final states of the same sample (e.g. the different  $t\bar{t}$  decays).

The systematic uncertainties for the signal and background samples are summarized in table 7. The diboson and Drell-Yan background yields are small compared to the uncertainty on the  $t\bar{t}$  background, and consequently are not used in the limit computation. Results are not sensitive to the inclusion of those backgrounds.

#### 9.4 Dilepton ( $ee/e\mu/\mu\mu$ ) final states for $H^+ \rightarrow \tau^+\nu_\tau$ and $H^+ \rightarrow t\bar{b}$

The main sources of systematic uncertainties are the unclustered  $E_T^{\text{miss}}$  scale, the b tagging efficiency, and the prediction of the  $t\bar{t}$  cross section.

The systematic uncertainties for signal and background events are summarized in table 8. The diboson,  $Z/\gamma^*$ , “other  $t\bar{t}$ ”, and  $W$ +jets backgrounds yields are small compared to the uncertainty on the  $t\bar{t}$  background, and consequently are not used in the limit computation. Results are not sensitive to the inclusion of those backgrounds.

Source	Signal	t $\bar{t}$ dilepton	Z/ $\gamma^*$ $\rightarrow \ell\ell$	single top quark
$e\mu$ trigger	3.0	3.0	3.0	3.0
e identification	2.0	2.0	2.0	2.0
$\mu$ identification	1.0	1.0	1.0	1.0
Jet energy scale (S)	1.4	1.1	1.7	1.4
Jet energy resolution (S)	0.3	0.3	0.4	0.4
Unclustered $E_T^{\text{miss}}$ energy scale (S)	1.3	2.1	11.7	2.6
b tagging (S)	2.4	3.7	10	4.3
udsg $\rightarrow$ b mistagging (S)	2.3	3.6	10	4.4
Top quark $p_T$ modelling (S)		3.8		
Pileup modelling	0.6	0.4	1.2	1.2
Cross sections		$^{+2.5}_{-3.4} \pm 4.6$	4.0	8.0
Matching scale (S)		7.7		
Fact./renorm. scale (S)		8.4		
PDF shape		shape only		
Heavy flavours (S)		<0.1		
Integrated luminosity	2.6	2.6	2.6	2.6

**Table 8.** The systematic uncertainties (in %) for backgrounds, and for signal events from  $H^+ \rightarrow t\bar{b}$  decays for the dilepton channels for a charged Higgs boson mass  $m_{H^+} = 250$  GeV. The  $e\mu$  final state is shown as a representative example. These systematic uncertainties are given as the input to the exclusion limit calculation. The uncertainties that depend on the b-tagged jets multiplicity distribution bin are marked with (S) and for these the maximum integrated value of the negative or positive variation is displayed. Empty cells indicate that an uncertainty does not affect the sample. The uncertainty values within the rows are considered to be fully correlated and the values within the columns are considered to be uncorrelated. The uncertainties in the cross sections are to be considered uncorrelated for different samples and fully correlated for different final states of the same sample (e.g. the different  $t\bar{t}$  decay channels).

### 9.5 Single-lepton ( $e/\mu$ +jets) final states for $H^+ \rightarrow t\bar{b}$

In addition to the uncertainties described earlier in this section, the following systematic uncertainties specific to the  $\ell$ +jets final states, affecting the simulated samples only, are as follows:

- The normalizations for  $t\bar{t}$ ,  $W+c$ ,  $W+b$ , and  $W$ +light-flavour backgrounds are left unconstrained. Statistical and systematic uncertainties are applied to yields in the control regions described in section 3. These uncertainties are based on deviations of the fitted normalization factor when varying multijet and  $Z/\gamma^*$ +jets contributions by a factor of two, signal contamination by a factor of five, and by requiring either two or three jets in the control region. The total uncertainty in the normalization factors ranges between 5–35%.
- A 50% uncertainty [86–88] is applied to the  $Z/\gamma^*$ +jets and diboson backgrounds due to their small contribution to the signal region;

Source	$H^+ \rightarrow t\bar{b}$	$t\bar{t}$	W+c	W+b	W+u,d,s,g	single top quark	$Z/\gamma^*/VV$	Multijets
Single-e trigger	2.0	2.0	2.0	2.0	2.0	2.0	2.0	2.0
Single- $\mu$ trigger	2.0	2.0	2.0	2.0	2.0	2.0	2.0	2.0
e identification	1.0	1.0	1.0	1.0	1.0	1.0	1.0	1.0
$\mu$ identification	1.0	1.0	1.0	1.0	1.0	1.0	1.0	1.0
Jet energy scale (S)	4.0	6.4	15	11	14	9.2	27	49
Jet energy resolution (S)	0.1	0.3	1.7	2.3	1.4	0.8	2.3	6.9
b tagging (S)	3.9	1.3	14	6.2	11	0.7	5.4	16
Top quark $p_T$ modelling (S)		3.5						
Pileup modelling (S)	1.2	0.7	2.3	0.5	0.4	0.7	3.7	7.0
Normalization from data, e+jets		5.5*	4.9*	25*	9.6*			
Normalization from data, $\mu$ +jets		5.2*	10*	34*	10*			
Cross section						8.0	50	100
Fact./renorm. scales (S)		7.3						
$Q^2$ scale (S)		7.6						
Integrated Luminosity	2.6					2.6	2.6	2.6

**Table 9.** The systematic uncertainties (in %) for backgrounds, and for signal events from  $H^+ \rightarrow t\bar{b}$  decays for the  $\ell$ +jets channels for a charged Higgs boson mass  $m_{H^+} = 250$  GeV. The uncertainties that depend on the shape of the  $H_T$  distribution bin are marked with (S) and for these the maximum integrated value of the negative or positive variation is displayed. Empty cells indicate that an uncertainty does not affect the sample. The uncertainty values within the rows are considered to be fully correlated, with the exception of cross section and data-driven normalization, which are considered to be uncorrelated. The uncertainty values within the columns are considered to be uncorrelated. Uncertainties labelled with a “\*” are only present in the CR with an implicit unconstrained parameter correlated across all bins (section 8.2). The values for these are assigned prior to the setting of limits.

- A 100% systematic uncertainty is applied to the QCD cross section normalization. This accounts for the maximal variation in the QCD normalization when left unconstrained in the background-only fit to data while constraining normalizations for other backgrounds to their systematic uncertainties.

The systematic uncertainties for signal and background events are summarized in table 9.

## 10 Results

A statistical analysis of the  $m_T$  (figure 3), b-tagged jet multiplicity (figure 4 (right) and figure 5 (right)), and  $H_T$  (figure 7) distributions has been performed using a binned maximum likelihood fit. The data agree with the SM prediction and consequently 95% CL upper limits on charged Higgs boson production are derived using the modified frequentist  $CL_s$  criterion [89, 90] with a test statistic based on the profile likelihood ratio with asymptotic approximation [91, 92].

The systematic uncertainties described in section 9 are incorporated via nuisance parameters following the frequentist paradigm. Correlations between the different sources of systematic uncertainty are taken into account. Uncertainties affecting the shape of the  $m_T$ , b-tagged jet multiplicity, or  $H_T$  distributions are represented by nuisance parameters whose variation results in a continuous perturbation of the distribution [93].

### 10.1 Model-independent limits on charged Higgs boson production ( $H^+ \rightarrow \tau^+ \nu_\tau$ )

In the analysis of the  $H^+ \rightarrow \tau^+ \nu_\tau$  decay mode with the  $\tau_h$ +jets final state no assumption on the charged Higgs boson branching fractions is needed because subtracting the background from “EW+t $\bar{t}$  with  $\tau_h$ ” will remove any potential  $H^+ \rightarrow t\bar{b}$  and other such signals from data due to the embedding technique described in section 5.2.1. For  $m_{H^+} = 80\text{--}160$  GeV, the charged Higgs boson is produced most copiously through  $t\bar{t}$  production which can produce one ( $t\bar{t} \rightarrow bH^+\bar{b}W^-$ ) or two charged Higgs bosons ( $t\bar{t} \rightarrow bH^+\bar{b}H^-$ ) if  $\mathcal{B}(t \rightarrow H^+b) > 0$ . Furthermore, the presence of the charged Higgs boson suppresses the  $t\bar{t} \rightarrow bW^+\bar{b}W^-$  yield compared to the SM prediction. Consequently, the number of events in a given bin of the  $m_T$  distribution depends on the signal strength parameter  $\mu$  according to:

$$N(\mu) = \mu^2 s(H^+H^-) + 2\mu(1 - \mu) s(H^+W^-) + (1 - \mu)^2 b(W^+W^-) + b, \quad (10.1)$$

where  $\mu = \mathcal{B}(t \rightarrow H^+b) \mathcal{B}(H^+ \rightarrow \tau^+ \nu_\tau)$ ,  $s(H^+H^-)$  and  $s(H^+W^-)$  are the number of expected signal events for the  $t\bar{t} \rightarrow bH^+\bar{b}H^-$  and  $t\bar{t} \rightarrow bH^+\bar{b}W^-$  processes, respectively;  $b(W^+W^-)$  is the expected number of events from the portion of  $t\bar{t} \rightarrow bW^+\bar{b}W^-$  background that is estimated with simulation, and  $b$  is the expected number of other background events. The number of signal and  $t\bar{t} \rightarrow bW^+\bar{b}W^-$  background events is normalized to the SM predicted cross section and by setting  $\mathcal{B}(t \rightarrow H^+b) \mathcal{B}(H^+ \rightarrow \tau^+ \nu_\tau) = 1$  for a top quark decaying to a charged Higgs boson.

For  $m_{H^+} = 180\text{--}600$  GeV, the number of events in a given bin of the  $m_T$  distribution depends on the signal strength parameter according to:

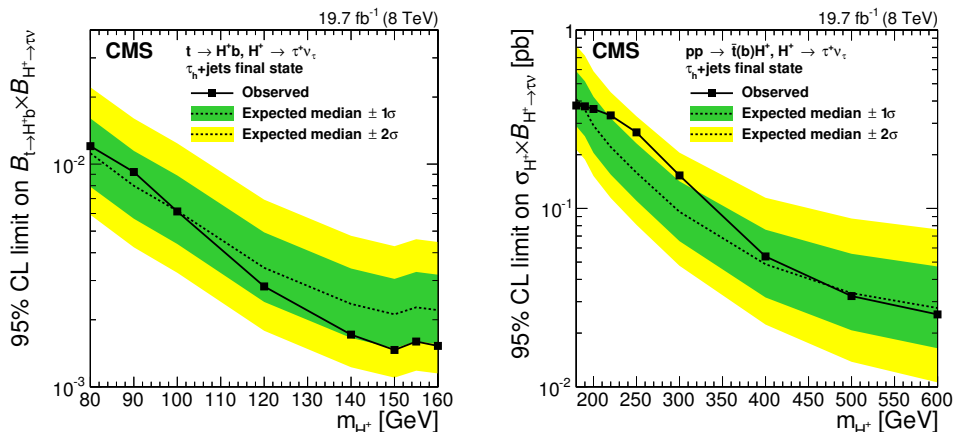
$$N(\mu) = \mu \varepsilon_s \mathcal{L} + b, \quad (10.2)$$

where  $\mu = \sigma(\text{pp} \rightarrow \bar{t}(b)H^+) \mathcal{B}(H^+ \rightarrow \tau^+ \nu_\tau)$ ,  $\varepsilon_s$  is the event selection efficiency for signal events,  $\mathcal{L}$  is the integrated luminosity, and  $b$  is the expected number of background events.

The upper limits on  $\mathcal{B}(t \rightarrow H^+b) \mathcal{B}(H^+ \rightarrow \tau^+ \nu_\tau)$  and on  $\sigma(\text{pp} \rightarrow \bar{t}(b)H^+) \mathcal{B}(H^+ \rightarrow \tau^+ \nu_\tau)$  are shown in figure 8 for the  $H^+ \rightarrow \tau^+ \nu_\tau$  decay mode with the  $\tau_h$ +jets final state for the ranges  $m_{H^+} = 80\text{--}160$  GeV and  $m_{H^+} = 180\text{--}600$  GeV, respectively. The numerical values of the limits are given in table 10. At  $m_{H^+} = 250$  GeV an excess of data is observed with a local p-value of 0.046 corresponding to significance of  $1.7\sigma$ .

### 10.2 Limits on charged Higgs boson production with branching fraction assumed

In the presence of a charged Higgs boson and for  $m_{H^+} = 180\text{--}600$  GeV, the analyses of the  $\mu\tau_h$ ,  $\ell$ +jets, and  $\ell\ell'$  final states have sensitivity to both  $H^+ \rightarrow \tau^+ \nu_\tau$  and  $H^+ \rightarrow t\bar{b}$  decays. Consequently, a model-independent limit can neither be provided for  $\sigma(\text{pp} \rightarrow \bar{t}(b)H^+) \mathcal{B}(H^+ \rightarrow \tau^+ \nu_\tau)$  nor for  $\sigma(\text{pp} \rightarrow \bar{t}(b)H^+) \mathcal{B}(H^+ \rightarrow t\bar{b})$ . Nevertheless, one can test models by fixing  $\mathcal{B}(H^+ \rightarrow \tau^+ \nu_\tau)$  and  $\mathcal{B}(H^+ \rightarrow t\bar{b})$ . In this section, results are reported for a model with  $\mathcal{B}(H^+ \rightarrow t\bar{b}) = 1$ , to which the  $\tau_h$ +jets analysis is blind because of the estimates of the backgrounds from data like described in section 5.2.1. For

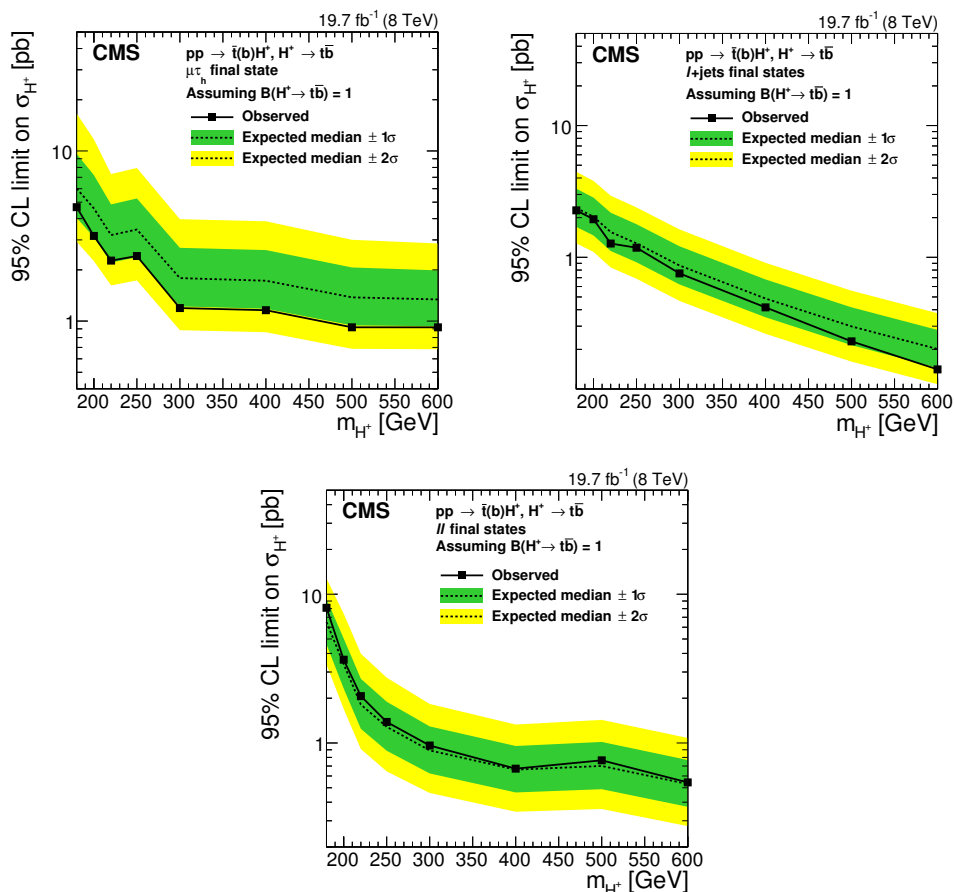


**Figure 8.** Expected and observed 95% CL model-independent upper limits on  $\mathcal{B}(t \rightarrow H^+b)$   $\mathcal{B}(H^+ \rightarrow \tau^+\nu_\tau)$  with  $m_{H^+} = 80\text{--}160$  GeV (left), and on  $\sigma(pp \rightarrow \bar{t}(b)H^+) \mathcal{B}(H^+ \rightarrow \tau^+\nu_\tau)$  with  $m_{H^+} = 180\text{--}600$  GeV (right) for the  $H^+ \rightarrow \tau^+\nu_\tau$  search in the  $\tau_h$ +jets final state. The regions above the solid lines are excluded.

$m_{H^+}$ [GeV]	Expected limit					Observed limit
	$-2\sigma$	$-1\sigma$	median	$+1\sigma$	$+2\sigma$	
95% CL upper limit on $\mathcal{B}(t \rightarrow H^+b) \mathcal{B}(H^+ \rightarrow \tau^+\nu_\tau)$						
80	0.0059	0.0079	0.0112	0.0160	0.0221	0.0120
90	0.0042	0.0057	0.0080	0.0115	0.0160	0.0092
100	0.0033	0.0044	0.0062	0.0089	0.0124	0.0061
120	0.0018	0.0024	0.0034	0.0049	0.0069	0.0028
140	0.0012	0.0017	0.0024	0.0034	0.0048	0.0017
150	0.0011	0.0015	0.0021	0.0031	0.0043	0.0015
155	0.0012	0.0016	0.0023	0.0033	0.0046	0.0016
160	0.0011	0.0016	0.0022	0.0032	0.0045	0.0015
95% CL upper limit on $\sigma(pp \rightarrow \bar{t}(b)H^+) \mathcal{B}(H^+ \rightarrow \tau^+\nu_\tau)$ [pb]						
180	0.213	0.289	0.409	0.587	0.816	0.377
190	0.188	0.254	0.358	0.516	0.719	0.373
200	0.152	0.205	0.291	0.423	0.587	0.361
220	0.114	0.155	0.221	0.321	0.448	0.332
250	0.081	0.110	0.159	0.231	0.328	0.267
300	0.048	0.065	0.096	0.142	0.205	0.153
400	0.022	0.032	0.049	0.076	0.115	0.054
500	0.014	0.021	0.033	0.056	0.088	0.032
600	0.011	0.016	0.028	0.047	0.076	0.025

**Table 10.** Expected and observed 95% CL model-independent upper limits on  $\mathcal{B}(t \rightarrow H^+b)$   $\mathcal{B}(H^+ \rightarrow \tau^+\nu_\tau)$  for  $m_{H^+} = 80\text{--}160$  GeV (top), and on  $\sigma(pp \rightarrow \bar{t}(b)H^+) \mathcal{B}(H^+ \rightarrow \tau^+\nu_\tau)$  for  $m_{H^+} = 180\text{--}600$  GeV (bottom), for the  $H^+ \rightarrow \tau^+\nu_\tau$  search in the  $\tau_h$ +jets final state.





**Figure 9.** Expected and observed 95% CL upper limits on  $\sigma(pp \rightarrow \bar{t}(b)H^+)$  for the  $\mu\tau_h$  (upper left),  $\ell+jets$  (upper right), and  $\ell\ell'$  final states (bottom) assuming  $\mathcal{B}(H^+ \rightarrow t\bar{b}) = 1$ . The regions above the solid lines are excluded.

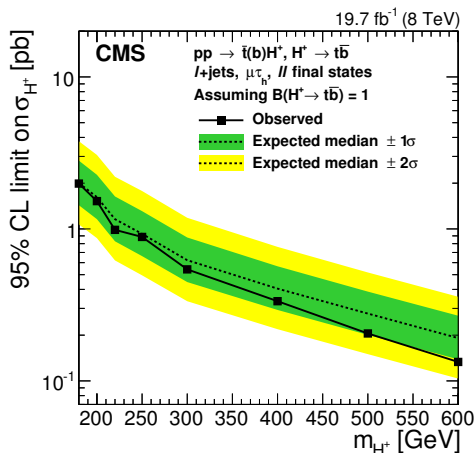
$\mathcal{B}(H^+ \rightarrow \tau^+\nu_\tau) = 1$ , the sensitivity of the  $\mu\tau_h$  and  $\ell\ell'$  final states analyses is found to be substantially weaker than that obtained in the  $\tau_h+jets$  analysis.

Equation (10.2) is used to derive the limits by counting the number of events in bins of the b-tagged jet multiplicity distribution for the  $\mu\tau_h$  and  $\ell\ell'$  final states, and in bins of the  $H_T$  distribution for the  $\ell+jets$  final state. The upper limits on  $\sigma(pp \rightarrow \bar{t}(b)H^+)$  assuming  $\mathcal{B}(H^+ \rightarrow t\bar{b}) = 1$  are shown in figure 9 for the  $\mu\tau_h$  (top left),  $\ell+jets$  (top right), and  $\ell\ell'$  (bottom) final states.

The upper limit on  $\sigma(pp \rightarrow \bar{t}(b)H^+)$  for the combination of the  $\mu\tau_h$ ,  $\ell+jets$ , and  $\ell\ell'$  final states is shown in figure 10. The numerical values are reported in table 11. In the combination, the sensitivity is driven by the  $\ell+jets$  final state.

### 10.3 Combined limits on $\tan\beta$ in MSSM benchmark scenarios

Using all decay modes and final states, exclusion regions have been set in the  $m_{H^+}-\tan\beta$  plane according to the LHC Higgs cross section working group prescription for different MSSM benchmark scenarios [29, 33]: “updated  $m_h^{\max}$ ”, “ $m_h^{\text{mod}+}$ ”, “ $m_h^{\text{mod}-}$ ”, “light stop”, “light stau”, “tau-phobic”, and “low- $M_H$ ” scenarios. These MSSM benchmark scenarios



**Figure 10.** Expected and observed 95% CL upper limits on  $\sigma(pp \rightarrow \bar{t}(b)H^+)$  for the combination of the  $\mu\tau_h$ ,  $\ell$ +jets, and  $\ell\ell'$  final states assuming  $\mathcal{B}(H^+ \rightarrow t\bar{b}) = 1$ . The region above the solid line is excluded.

$m_{H^+}$ [GeV]	Expected limit [pb]					Observed limit [pb]
	$-2\sigma$	$-1\sigma$	median	$+1\sigma$	$+2\sigma$	
95% CL upper limit on $\sigma(pp \rightarrow \bar{t}(b)H^+)$ with $\mathcal{B}(H^+ \rightarrow t\bar{b}) = 1$						
180	1.07	1.43	2.01	2.81	3.78	1.99
200	0.87	1.16	1.62	2.27	3.07	1.52
220	0.62	0.83	1.16	1.64	2.20	0.99
250	0.49	0.66	0.93	1.31	1.78	0.89
300	0.33	0.45	0.62	0.88	1.18	0.54
400	0.22	0.29	0.40	0.57	0.76	0.33
500	0.15	0.20	0.28	0.39	0.52	0.21
600	0.10	0.14	0.19	0.27	0.36	0.13

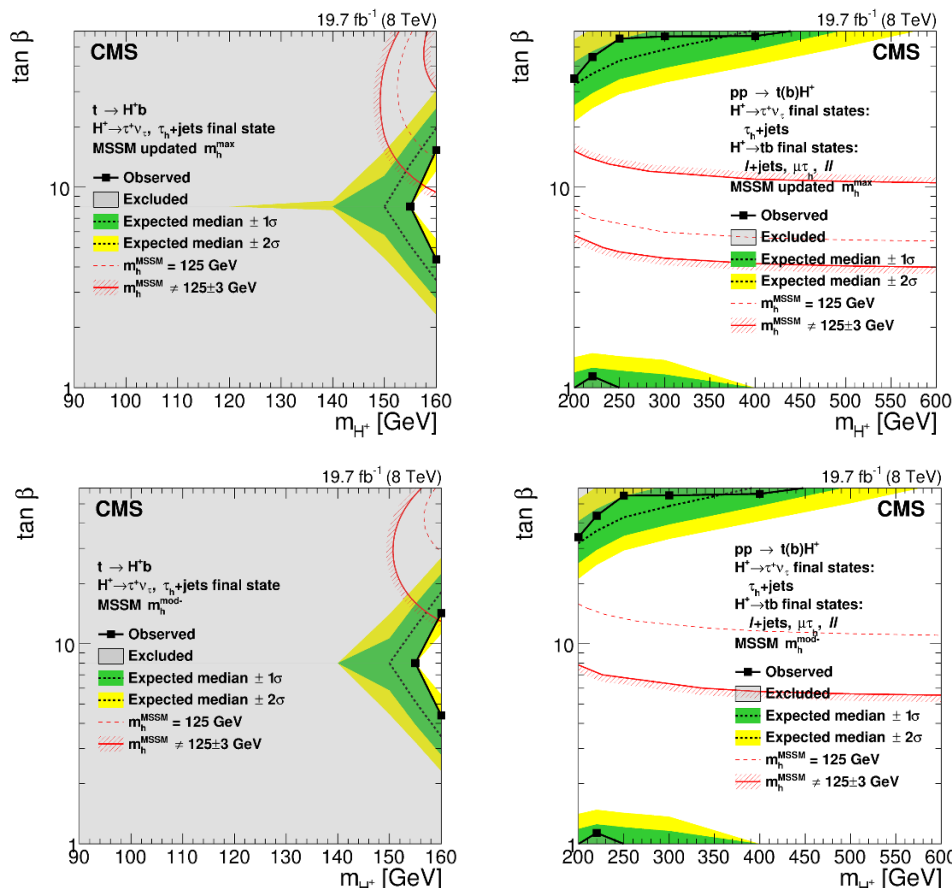
**Table 11.** Expected and observed 95% CL upper limits on  $\sigma(pp \rightarrow \bar{t}(b)H^+) \mathcal{B}(H^+ \rightarrow t\bar{b})$  assuming  $\mathcal{B}(H^+ \rightarrow t\bar{b}) = 1$  for the combination of the  $\mu\tau_h$ ,  $\ell$ +jets, and  $\ell\ell'$  final states.

are compatible with the properties of the recently discovered neutral scalar boson and with the current bounds on supersymmetric particle masses, and they are specified using low-energy MSSM parameters, i.e. no particular soft SUSY-breaking scenario is assumed. The updated  $m_h^{\max}$  scenario and  $m_h^{\text{mod}}$  scenarios allow the discovered scalar boson to be interpreted as the light CP-even Higgs boson in large parts of the  $m_{H^+} - \tan\beta$  plane. The light stop scenario leads to a suppressed rate for the Higgs boson production by gluon fusion, and the light stau scenario enhances the decay rate of the light CP-even Higgs boson to photons. A tau-phobic scenario has suppressed couplings to down-type fermions. In the low- $M_H$  scenario, the discovered scalar boson is assumed to be the heavy CP-even Higgs boson and  $m_A$  is fixed to be 110 GeV causing  $m_{H^+}$  to be 132 GeV.

Figure 11 shows the limits on the updated  $m_h^{\max}$  and  $m_h^{\text{mod-}}$  scenarios. For  $m_{H^+} = 90\text{--}160$  GeV, the analysis of the  $H^+ \rightarrow \tau^+ \nu_\tau$  decay mode with the  $\tau_h + \text{jets}$  final state described in section 5 is taken as input. The mass range starts here from  $m_{H^+} = 90$  GeV, as the lower values of a charged Higgs boson mass are not accessible in the considered MSSM scenarios. For  $m_{H^+} = 200\text{--}600$  GeV, a combination of all decay modes and final states is used to set the limits. In this combination, the signal yields from the  $H^+ \rightarrow \tau^+ \nu_\tau$  and  $H^+ \rightarrow t\bar{b}$  decay modes are defined by the branching fractions predicted by the model. If the limit on the charged Higgs boson production for a given  $m_{H^+}\text{--}\tan\beta$  point is smaller than the cross section predicted by the model [28–31], the point is excluded. The mass range is chosen to start from  $m_{H^+} = 200$  GeV to avoid the interference region where a charged Higgs boson is produced both from off-shell top quark decays and through direct production. In all these scenarios except for the low- $M_H$  and light stop scenarios, a lower bound of about 155 GeV on the charged Higgs boson mass has been set assuming  $m_h = 125 \pm 3$  GeV. The light stop scenario is excluded for  $m_{H^+} < 160$  GeV assuming  $m_h = 125 \pm 3$  GeV. For  $m_{H^+} > m_t - m_b$ , the  $H^+ \rightarrow t\bar{b}$  decay mode searches yield a lower limit on  $\tan\beta$  while the upper limit on  $\tan\beta$  is dominated by the results from the analysis of the  $H^+ \rightarrow \tau^+ \nu_\tau$  decay mode with the  $\tau_h + \text{jets}$  final state. The low- $M_H$  scenario is completely excluded (figure 12) assuming the heavy CP-even MSSM Higgs boson mass is  $m_H = 125 \pm 3$  GeV.

In figures 11–12, theoretical systematic uncertainties affecting the expected signal event yields are added to the limit computation, modelled as nuisance parameters, in addition to the uncertainties discussed in section 9. The uncertainty in the branching fractions of the charged Higgs boson is estimated from the decay width uncertainties as in ref. [94] by scaling each partial width separately while fixing all others to their central values. This results in individual theoretical uncertainties for each branching fraction. The width uncertainties comprise the uncertainty from missing higher order corrections to beyond LO EW diagrams (5%), missing higher order corrections to NLO QCD (2%), and  $\Delta_b$ -correction uncertainties (3%) [95]. The  $\Delta_b$ -correction arises from the presence of squarks and gluino contributions in the charged Higgs boson Yukawa coupling to top and bottom quarks [96, 97].

For  $m_{H^+} = 90\text{--}160$  GeV, the theoretical uncertainties in the signal yield include the uncertainties in the branching fractions for  $t \rightarrow H^+ b$  and  $H^+ \rightarrow \tau^+ \nu_\tau$  totalling 0.1–5.0% depending on  $m_{H^+}$  and  $\tan\beta$ . Additionally, an uncertainty of 3% is added to the simulated  $t\bar{t}$  background to take into account higher order corrections to the  $t\bar{t}$  cross section. For  $m_{H^+} = 200\text{--}600$  GeV, the charged Higgs boson production cross section uncertainty and the uncertainty in the branching ratios are considered. The cross section uncertainty varies between 22–32% depending on  $m_{H^+}$ ,  $\tan\beta$ , and the MSSM benchmark scenario. The uncertainty in  $\mathcal{B}(H^+ \rightarrow \tau^+ \nu_\tau)$  varies between 0.4–5.0% for  $\tan\beta = 10\text{--}60$  depending on  $m_{H^+}$  and the MSSM benchmark scenario. The  $\mathcal{B}(H^+ \rightarrow t\bar{b})$  uncertainty varies between 0.1–5.0% for  $\tan\beta = 1\text{--}10$  depending on  $m_{H^+}$  and the MSSM benchmark scenario. The theoretical branching fraction uncertainties for a given  $m_{H^+}\text{--}\tan\beta$  point are summed linearly according to the LHC Higgs cross section working group prescription [94, 95], but the cross section and branching fraction uncertainties are treated as independent nuisances. The expected limit improves by no more than 2% if the theoretical uncertainties are treated in the statistical model as independent sources.

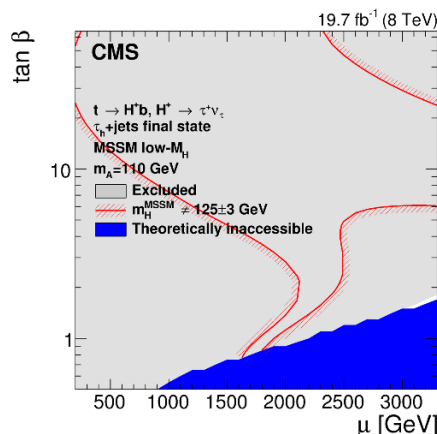


**Figure 11.** Exclusion region in the MSSM  $m_{H^+}$ - $\tan\beta$  parameter space for  $m_{H^+} = 80$ – $160$  GeV (left column) and for  $m_{H^+} = 180$ – $600$  GeV (right column) in the updated MSSM  $m_h^{\text{max}}$  scenario (top row) and  $m_h^{\text{mod-}}$  scenarios [29, 33] (bottom row). In the upper row plots the limit is derived from the  $H^+ \rightarrow \tau^+\nu_\tau$  search with the  $\tau_h$ +jets final state, and in the lower row plots the limit is derived from a combination of all the charged Higgs boson decay modes and final states considered. The  $\pm 1\sigma$  and  $\pm 2\sigma$  bands around the expected limit are also shown. The light-grey region is excluded. The red lines depict the allowed parameter space for the assumption that the discovered scalar boson is the lightest CP-even MSSM Higgs boson with a mass  $m_h = 125 \pm 3$  GeV, where the uncertainty is the theoretical uncertainty in the Higgs boson mass calculation.

## 11 Summary

A search is performed for a charged Higgs boson with the CMS detector using a data sample corresponding to an integrated luminosity of  $19.7 \pm 0.5 \text{ fb}^{-1}$  in proton-proton collisions at  $\sqrt{s} = 8 \text{ TeV}$ . The charged Higgs boson production in  $t\bar{t}$  decays and in  $pp \rightarrow \bar{t}(b)H^+$  is studied assuming  $H^+ \rightarrow \tau^+\nu_\tau$  and  $H^+ \rightarrow \bar{t}b$  decay modes, using the  $\tau_h$ +jets,  $\mu\tau_h$ ,  $\ell$ +jets, and  $\ell\ell'$  final states. Data are found to agree with the SM expectations.

Model-independent limits without an assumption on the charged Higgs boson branching fractions are derived for the  $H^+ \rightarrow \tau^+\nu_\tau$  decay mode in the  $\tau_h$ +jets final state. Upper limits at 95% CL of  $\mathcal{B}(t \rightarrow H^+b)\mathcal{B}(H^+ \rightarrow \tau^+\nu_\tau) = 1.2$ – $0.15\%$  and  $\sigma(pp \rightarrow \bar{t}(b)H^+)\mathcal{B}(H^+ \rightarrow \tau^+\nu_\tau) = 0.38$ – $0.025 \text{ pb}$  are set for charged Higgs boson mass ranges  $m_{H^+} = 80$ – $160$  GeV and  $m_{H^+} = 180$ – $600$  GeV, respectively.



**Figure 12.** Exclusion region in the MSSM Higgsino mass parameter ( $\mu$ ) vs.  $\tan\beta$  parameter space in the low- $M_H$  scenario [29, 33] with  $m_A = 110$  GeV for the  $H^+ \rightarrow \tau^+\nu_\tau$  search with the  $\tau_h$ +jets final state. The light-grey region is excluded and the blue region is theoretically inaccessible. The area inside the red lines is the allowed parameter space for the assumption that the discovered scalar boson is the heavy CP-even MSSM Higgs boson with a mass  $m_H = 125 \pm 3$  GeV, where the uncertainty is the theoretical uncertainty in the Higgs boson mass calculation.

Assuming  $\mathcal{B}(H^+ \rightarrow t\bar{b}) = 1$ , a 95% CL upper limit of  $\sigma(\text{pp} \rightarrow \bar{t}(b)H^+) = 2.0\text{--}0.13$  pb is set for a combination of the  $\mu\tau_h$ ,  $\ell$ +jets, and  $\ell\ell'$  final states for  $m_{H^+} = 180\text{--}600$  GeV. This is the first experimental result on the  $H^+ \rightarrow t\bar{b}$  decay mode. Here, cross section  $\sigma(\text{pp} \rightarrow t(b)H^\pm)$  stands for the sum  $\sigma(\text{pp} \rightarrow \bar{t}(b)H^+) + \sigma(\text{pp} \rightarrow t(\bar{b})H^-)$ .

The results are interpreted in different MSSM benchmark scenarios and used to set exclusion limits in the  $m_{H^+}$ - $\tan\beta$  parameter spaces. In the various models, a lower bound on the charged Higgs boson mass of about 155 GeV is set assuming  $m_h = 125 \pm 3$  GeV. The light-stop scenario is excluded for  $m_{H^+} < 160$  GeV assuming  $m_h = 125 \pm 3$  GeV, and the low- $M_H$  scenario defined in refs. [29, 33] is completely excluded assuming  $m_H = 125 \pm 3$  GeV.

## Acknowledgments

We congratulate our colleagues in the CERN accelerator departments for the excellent performance of the LHC and thank the technical and administrative staffs at CERN and at other CMS institutes for their contributions to the success of the CMS effort. In addition, we gratefully acknowledge the computing centers and personnel of the Worldwide LHC Computing Grid for delivering so effectively the computing infrastructure essential to our analyses. Finally, we acknowledge the enduring support for the construction and operation of the LHC and the CMS detector provided by the following funding agencies: the Austrian Federal Ministry of Science, Research and Economy and the Austrian Science Fund; the Belgian Fonds de la Recherche Scientifique, and Fonds voor Wetenschappelijk Onderzoek; the Brazilian Funding Agencies (CNPq, CAPES, FAPERJ, and FAPESP); the Bulgarian Ministry of Education and Science; CERN; the Chinese Academy of Sciences, Ministry of Science and Technology, and National Natural Science Foundation of China; the Colombian Funding Agency (COLCIENCIAS); the Croatian Ministry of Science, Education and Sport,

and the Croatian Science Foundation; the Research Promotion Foundation, Cyprus; the Ministry of Education and Research, Estonian Research Council via IUT23-4 and IUT23-6 and European Regional Development Fund, Estonia; the Academy of Finland, Finnish Ministry of Education and Culture, and Helsinki Institute of Physics; the Institut National de Physique Nucléaire et de Physique des Particules / CNRS, and Commissariat à l'Énergie Atomique et aux Énergies Alternatives / CEA, France; the Bundesministerium für Bildung und Forschung, Deutsche Forschungsgemeinschaft, and Helmholtz-Gemeinschaft Deutscher Forschungszentren, Germany; the General Secretariat for Research and Technology, Greece; the National Scientific Research Foundation, and National Innovation Office, Hungary; the Department of Atomic Energy and the Department of Science and Technology, India; the Institute for Studies in Theoretical Physics and Mathematics, Iran; the Science Foundation, Ireland; the Istituto Nazionale di Fisica Nucleare, Italy; the Ministry of Science, ICT and Future Planning, and National Research Foundation (NRF), Republic of Korea; the Lithuanian Aca We congratulate our colleagues in the CERN accelerator departments for the excellent performance of the LHC and thank the technical and administrative staffs at CERN and at other CMS institutes for their contributions to the success of the CMS effort. In addition, we gratefully acknowledge the computing centres and personnel of the Worldwide LHC Computing Grid for delivering so effectively the computing infrastructure essential to our analyses. Finally, we acknowledge the enduring support for the construction and operation of the LHC and the CMS detector provided by the following funding agencies: the Austrian Federal Ministry of Science, Research and Economy and the Austrian Science Fund; the Belgian Fonds de la Recherche Scientifique, and Fonds voor Wetenschappelijk Onderzoek; the Brazilian Funding Agencies (CNPq, CAPES, FAPERJ, and FAPESP); the Bulgarian Ministry of Education and Science; CERN; the Chinese Academy of Sciences, Ministry of Science and Technology, and National Natural Science Foundation of China; the Colombian Funding Agency (COLCIENCIAS); the Croatian Ministry of Science, Education and Sport, and the Croatian Science Foundation; the Research Promotion Foundation, Cyprus; the Ministry of Education and Research, Estonian Research Council via IUT23-4 and IUT23-6 and European Regional Development Fund, Estonia; the Academy of Finland, Finnish Ministry of Education and Culture, and Helsinki Institute of Physics; the Institut National de Physique Nucléaire et de Physique des Particules / CNRS, and Commissariat à l'Énergie Atomique et aux Énergies Alternatives / CEA, France; the Bundesministerium für Bildung und Forschung, Deutsche Forschungsgemeinschaft, and Helmholtz-Gemeinschaft Deutscher Forschungszentren, Germany; the General Secretariat for Research and Technology, Greece; the National Scientific Research Foundation, and National Innovation Office, Hungary; the Department of Atomic Energy and the Department of Science and Technology, India; the Institute for Studies in Theoretical Physics and Mathematics, Iran; the Science Foundation, Ireland; the Istituto Nazionale di Fisica Nucleare, Italy; the Ministry of Science, ICT and Future Planning, and National Research Foundation (NRF), Republic of Korea; the Lithuanian Academy of Sciences; the Ministry of Education, and University of Malaya (Malaysia); the Mexican Funding Agencies (CINVESTAV, CONACYT, SEP, and UASLP-FAI); the Ministry of Business, Innovation and Employment, New Zealand; the Pakistan Atomic Energy Commission; the Ministry of Science and Higher Education

and the National Science Centre, Poland; the Fundação para a Ciência e a Tecnologia, Portugal; JINR, Dubna; the Ministry of Education and Science of the Russian Federation, the Federal Agency of Atomic Energy of the Russian Federation, Russian Academy of Sciences, and the Russian Foundation for Basic Research; the Ministry of Education, Science and Technological Development of Serbia; the Secretaría de Estado de Investigación, Desarrollo e Innovación and Programa Consolider-Ingenio 2010, Spain; the Swiss Funding Agencies (ETH Board, ETH Zurich, PSI, SNF, UniZH, Canton Zurich, and SER); the Ministry of Science and Technology, Taipei; the Thailand Center of Excellence in Physics, the Institute for the Promotion of Teaching Science and Technology of Thailand, Special Task Force for Activating Research and the National Science and Technology Development Agency of Thailand; the Scientific and Technical Research Council of Turkey, and Turkish Atomic Energy Authority; the National Academy of Sciences of Ukraine, and State Fund for Fundamental Researches, Ukraine; the Science and Technology Facilities Council, U.K.; the US Department of Energy, and the US National Science Foundation.

Individuals have received support from the Marie-Curie programme and the European Research Council and EPLANET (European Union); the Leventis Foundation; the A. P. Sloan Foundation; the Alexander von Humboldt Foundation; the Belgian Federal Science Policy Office; the Fonds pour la Formation à la Recherche dans l'Industrie et dans l'Agriculture (FRRIA-Belgium); the Agentschap voor Innovatie door Wetenschap en Technologie (IWT-Belgium); the Ministry of Education, Youth and Sports (MEYS) of the Czech Republic; the Council of Science and Industrial Research, India; the HOMING PLUS programme of the Foundation for Polish Science, cofinanced from European Union, Regional Development Fund; the OPUS programme of the National Science Center (Poland); the Compagnia di San Paolo (Torino); the Consorzio per la Fisica (Trieste); MIUR project 20108T4XTM (Italy); the Thalís and Aristeia programmes cofinanced by EU-ESF and the Greek NSRF; the National Priorities Research Program by Qatar National Research Fund; the Rachadapisek Sompot Fund for Postdoctoral Fellowship, Chulalongkorn University (Thailand); and the Welch Foundation, contract C-1845.demy of Sciences; the Ministry of Education, and University of Malaya (Malaysia); the Mexican Funding Agencies (CINVESTAV, CONACYT, SEP, and UASLP-FAI); the Ministry of Business, Innovation and Employment, New Zealand; the Pakistan Atomic Energy Commission; the Ministry of Science and Higher Education and the National Science Centre, Poland; the Fundação para a Ciência e a Tecnologia, Portugal; JINR, Dubna; the Ministry of Education and Science of the Russian Federation, the Federal Agency of Atomic Energy of the Russian Federation, Russian Academy of Sciences, and the Russian Foundation for Basic Research; the Ministry of Education, Science and Technological Development of Serbia; the Secretaría de Estado de Investigación, Desarrollo e Innovación and Programa Consolider-Ingenio 2010, Spain; the Swiss Funding Agencies (ETH Board, ETH Zurich, PSI, SNF, UniZH, Canton Zurich, and SER); the Ministry of Science and Technology, Taipei; the Thailand Center of Excellence in Physics, the Institute for the Promotion of Teaching Science and Technology of Thailand, Special Task Force for Activating Research and the National Science and Technology Development Agency of Thailand; the Scientific and Technical Research Council of Turkey, and Turkish Atomic Energy Authority; the National Academy of Sciences of

Ukraine, and State Fund for Fundamental Researches, Ukraine; the Science and Technology Facilities Council, U.K.; the US Department of Energy, and the US National Science Foundation. Individuals have received support from the Marie-Curie programme and the European Research Council and EPLANET (European Union); the Leventis Foundation; the A. P. Sloan Foundation; the Alexander von Humboldt Foundation; the Belgian Federal Science Policy Office; the Fonds pour la Formation à la Recherche dans l'Industrie et dans l'Agriculture (FRIA-Belgium); the Agentschap voor Innovatie door Wetenschap en Technologie (IWT-Belgium); the Ministry of Education, Youth and Sports (MEYS) of the Czech Republic; the Council of Science and Industrial Research, India; the HOMING PLUS programme of the Foundation for Polish Science, cofinanced from European Union, Regional Development Fund; the OPUS programme of the National Science Center (Poland); the Compagnia di San Paolo (Torino); the Consorzio per la Fisica (Trieste); MIUR project 20108T4XTM (Italy); the Thalís and Aristeia programmes cofinanced by EU-ESF and the Greek NSRF; the National Priorities Research Program by Qatar National Research Fund; the Rachadapisek Sompot Fund for Postdoctoral Fellowship, Chulalongkorn University (Thailand); and the Welch Foundation, contract C-1845.

**Open Access.** This article is distributed under the terms of the Creative Commons Attribution License ([CC-BY 4.0](https://creativecommons.org/licenses/by/4.0/)), which permits any use, distribution and reproduction in any medium, provided the original author(s) and source are credited.

## References

- [1] ATLAS collaboration, *Observation of a new particle in the search for the standard model Higgs boson with the ATLAS detector at the LHC*, *Phys. Lett. B* **716** (2013) 1 [[arXiv:1207.7214](https://arxiv.org/abs/1207.7214)] [[INSPIRE](#)].
- [2] CMS collaboration, *Observation of a new boson at a mass of 125 GeV with the CMS experiment at the LHC*, *Phys. Lett. B* **716** (2013) 30 [[arXiv:1207.7235](https://arxiv.org/abs/1207.7235)] [[INSPIRE](#)].
- [3] CMS collaboration, *Observation of a new boson with mass near 125 GeV in pp collisions at  $\sqrt{s} = 7$  and 8 TeV*, *JHEP* **06** (2013) 081 [[arXiv:1303.4571](https://arxiv.org/abs/1303.4571)] [[INSPIRE](#)].
- [4] ATLAS collaboration, *Measurements of Higgs boson production and couplings in diboson final states with the ATLAS detector at the LHC*, *Phys. Lett. B* **726** (2013) 88 [Erratum *ibid.* **B 734** (2014) 406] [[arXiv:1307.1427](https://arxiv.org/abs/1307.1427)] [[INSPIRE](#)].
- [5] ATLAS collaboration, *Evidence for the spin-0 nature of the Higgs boson using ATLAS data*, *Phys. Lett. B* **726** (2013) 120 [[arXiv:1307.1432](https://arxiv.org/abs/1307.1432)] [[INSPIRE](#)].
- [6] CMS collaboration, *Study of the mass and spin-parity of the Higgs boson candidate via its decays to Z boson pairs*, *Phys. Rev. Lett.* **110** (2013) 081803 [[arXiv:1212.6639](https://arxiv.org/abs/1212.6639)] [[INSPIRE](#)].
- [7] CMS collaboration, *Measurement of the properties of a Higgs boson in the four-lepton final state*, *Phys. Rev. D* **89** (2014) 092007 [[arXiv:1312.5353](https://arxiv.org/abs/1312.5353)] [[INSPIRE](#)].
- [8] CMS collaboration, *Constraints on the Higgs boson width from off-shell production and decay to Z-boson pairs*, *Phys. Lett. B* **736** (2014) 64 [[arXiv:1405.3455](https://arxiv.org/abs/1405.3455)] [[INSPIRE](#)].



- [9] CMS collaboration, *Precise determination of the mass of the Higgs boson and tests of compatibility of its couplings with the standard model predictions using proton collisions at 7 and 8 TeV*, *Eur. Phys. J. C* **75** (2015) 212 [[arXiv:1412.8662](#)] [[INSPIRE](#)].
- [10] T.D. Lee, *A theory of spontaneous T violation*, *Phys. Rev. D* **8** (1973) 1226 [[INSPIRE](#)].
- [11] P. Fayet, *Supergauge invariant extension of the Higgs mechanism and a model for the electron and its neutrino*, *Nucl. Phys. B* **90** (1975) 104 [[INSPIRE](#)].
- [12] P. Fayet, *Supersymmetry and weak, electromagnetic and strong interactions*, *Phys. Lett. B* **64** (1976) 159 [[INSPIRE](#)].
- [13] P. Fayet, *Spontaneously broken supersymmetric theories of weak, electromagnetic and strong interactions*, *Phys. Lett. B* **69** (1977) 489 [[INSPIRE](#)].
- [14] S. Dimopoulos and H. Georgi, *Softly broken supersymmetry and SU(5)*, *Nucl. Phys. B* **193** (1981) 150 [[INSPIRE](#)].
- [15] N. Sakai, *Naturalness in supersymmetric guts*, *Z. Phys. C* **11** (1981) 153 [[INSPIRE](#)].
- [16] K. Inoue, A. Kakuto, H. Komatsu and S. Takeshita, *Low-energy parameters and particle masses in a supersymmetric grand unified model*, *Prog. Theor. Phys.* **67** (1982) 1889 [[INSPIRE](#)].
- [17] K. Inoue, A. Kakuto, H. Komatsu and S. Takeshita, *Aspects of grand unified models with softly broken supersymmetry*, *Prog. Theor. Phys.* **68** (1982) 927 [Erratum *ibid.* **70** (1983) 330] [[INSPIRE](#)].
- [18] K. Inoue, A. Kakuto, H. Komatsu and S. Takeshita, *Renormalization of supersymmetry breaking parameters revisited*, *Prog. Theor. Phys.* **71** (1984) 413 [[INSPIRE](#)].
- [19] S. Heinemeyer, W. Hollik and G. Weiglein, *FeynHiggs: a program for the calculation of the masses of the neutral CP even Higgs bosons in the MSSM*, *Comput. Phys. Commun.* **124** (2000) 76 [[hep-ph/9812320](#)] [[INSPIRE](#)].
- [20] ALEPH collaboration, A. Heister et al., *Search for charged Higgs bosons in  $e^+e^-$  collisions at energies up to  $\sqrt{s} = 209$  GeV*, *Phys. Lett. B* **543** (2002) 1 [[hep-ex/0207054](#)] [[INSPIRE](#)].
- [21] DELPHI collaboration, J. Abdallah et al., *Search for charged Higgs bosons at LEP in general two Higgs doublet models*, *Eur. Phys. J. C* **34** (2004) 399 [[hep-ex/0404012](#)] [[INSPIRE](#)].
- [22] L3 collaboration, P. Achard et al., *Search for charged Higgs bosons at LEP*, *Phys. Lett. B* **575** (2003) 208 [[hep-ex/0309056](#)] [[INSPIRE](#)].
- [23] OPAL collaboration, G. Abbiendi et al., *Search for charged Higgs bosons in  $e^+e^-$  collisions at  $\sqrt{s} = 189$ – $209$  GeV*, *Eur. Phys. J. C* **72** (2012) 2076 [[arXiv:0812.0267](#)] [[INSPIRE](#)].
- [24] ATLAS collaboration, *Search for charged Higgs bosons decaying via  $H^\pm \rightarrow \tau^\pm \nu$  in fully hadronic final states using  $pp$  collision data at  $\sqrt{s} = 8$  TeV with the ATLAS detector*, *JHEP* **03** (2015) 088 [[arXiv:1412.6663](#)] [[INSPIRE](#)].
- [25] CMS collaboration, *Search for a light charged Higgs boson in top quark decays in  $pp$  collisions at  $\sqrt{s} = 7$  TeV*, *JHEP* **07** (2012) 143 [[arXiv:1205.5736](#)] [[INSPIRE](#)].
- [26] ATLAS collaboration, *Search for charged Higgs bosons through the violation of lepton universality in  $t\bar{t}$  events using  $pp$  collision data at  $\sqrt{s} = 7$  TeV with the ATLAS experiment*, *JHEP* **03** (2013) 076 [[arXiv:1212.3572](#)] [[INSPIRE](#)].

- [27] ATLAS collaboration, *Search for a light charged Higgs boson in the decay channel  $H^+ \rightarrow c\bar{s}$  in  $t\bar{t}$  events using  $pp$  collisions at  $\sqrt{s} = 7$  TeV with the ATLAS detector*, *Eur. Phys. J. C* **73** (2013) 2465 [[arXiv:1302.3694](#)] [[INSPIRE](#)].
- [28] M. Flechl, R. Klees, M. Krämer, M. Spira and M. Ubiali, *Improved cross-section predictions for heavy charged Higgs boson production at the LHC*, *Phys. Rev. D* **91** (2015) 075015 [[arXiv:1409.5615](#)] [[INSPIRE](#)].
- [29] LHC HIGGS CROSS SECTION WORKING GROUP collaboration, J.R. Andersen et al., *Handbook of LHC Higgs cross sections: 3. Higgs properties*, [arXiv:1307.1347](#) [[INSPIRE](#)].
- [30] S. Dittmaier, M. Krämer, M. Spira and M. Walser, *Charged-Higgs-boson production at the LHC: NLO supersymmetric QCD corrections*, *Phys. Rev. D* **83** (2011) 055005 [[arXiv:0906.2648](#)] [[INSPIRE](#)].
- [31] E.L. Berger, T. Han, J. Jiang and T. Plehn, *Associated production of a top quark and a charged Higgs boson*, *Phys. Rev. D* **71** (2005) 115012 [[hep-ph/0312286](#)] [[INSPIRE](#)].
- [32] R. Harlander, M. Krämer and M. Schumacher, *Bottom-quark associated Higgs-boson production: reconciling the four- and five-flavour scheme approach*, [arXiv:1112.3478](#) [[INSPIRE](#)].
- [33] M. Carena et al., *MSSM Higgs boson searches at the LHC: benchmark scenarios after the discovery of a Higgs-like particle*, *Eur. Phys. J. C* **73** (2013) 2552 [[arXiv:1302.7033](#)] [[INSPIRE](#)].
- [34] CMS collaboration, *The CMS experiment at the CERN LHC*, 2008 *JINST* **3** S08004 [[INSPIRE](#)].
- [35] CMS collaboration, *Description and performance of track and primary-vertex reconstruction with the CMS tracker*, 2014 *JINST* **9** P10009 [[arXiv:1405.6569](#)] [[INSPIRE](#)].
- [36] CMS collaboration, *Particle-flow event reconstruction in CMS and performance for jets, taus and MET*, *CMS-PAS-PFT-09-001* (2009).
- [37] CMS collaboration, *Commissioning of the particle-flow event reconstruction with the first LHC collisions recorded in the CMS detector*, *CMS-PAS-PFT-10-001* (2010).
- [38] CMS collaboration, *Performance of electron reconstruction and selection with the CMS detector in proton-proton collisions at  $\sqrt{s} = 8$  TeV*, 2015 *JINST* **10** P06005 [[arXiv:1502.02701](#)] [[INSPIRE](#)].
- [39] CMS collaboration, *Performance of CMS muon reconstruction in  $pp$  collision events at  $\sqrt{s} = 7$  TeV*, 2012 *JINST* **7** P10002 [[arXiv:1206.4071](#)] [[INSPIRE](#)].
- [40] M. Cacciari, G.P. Salam and G. Soyez, *The anti- $k_t$  jet clustering algorithm*, *JHEP* **04** (2008) 063 [[arXiv:0802.1189](#)] [[INSPIRE](#)].
- [41] M. Cacciari, G.P. Salam and G. Soyez, *FastJet user manual*, *Eur. Phys. J. C* **72** (2012) 1896 [[arXiv:1111.6097](#)] [[INSPIRE](#)].
- [42] CMS collaboration, *Determination of jet energy calibration and transverse momentum resolution in CMS*, 2011 *JINST* **6** P11002 [[arXiv:1107.4277](#)] [[INSPIRE](#)].
- [43] CMS collaboration, *Pileup jet identification*, *CMS-PAS-JME-13-005* (2013).
- [44] CMS collaboration, *Performance of  $b$  tagging at  $\sqrt{s} = 8$  TeV in multijet,  $t\bar{t}$  and boosted topology events*, *CMS-PAS-BTV-13-001* (2013).

- [45] CMS collaboration, *Identification of b-quark jets with the CMS experiment*, 2013 *JINST* **8** P04013 [[arXiv:1211.4462](#)] [[INSPIRE](#)].
- [46] CMS collaboration, *Performance of the CMS missing transverse momentum reconstruction in pp data at  $\sqrt{s} = 8$  TeV*, 2015 *JINST* **10** P02006 [[arXiv:1411.0511](#)] [[INSPIRE](#)].
- [47] CMS collaboration, *Performance of  $\tau$ -lepton reconstruction and identification in CMS*, 2012 *JINST* **7** P01001 [[arXiv:1109.6034](#)] [[INSPIRE](#)].
- [48] T. Sjöstrand, S. Mrenna and P.Z. Skands, *PYTHIA 6.4 physics and manual*, *JHEP* **05** (2006) 026 [[hep-ph/0603175](#)] [[INSPIRE](#)].
- [49] J. Alwall et al., *The automated computation of tree-level and next-to-leading order differential cross sections and their matching to parton shower simulations*, *JHEP* **07** (2014) 079 [[arXiv:1405.0301](#)] [[INSPIRE](#)].
- [50] P. Nason, *A new method for combining NLO QCD with shower Monte Carlo algorithms*, *JHEP* **11** (2004) 040 [[hep-ph/0409146](#)] [[INSPIRE](#)].
- [51] S. Frixione, P. Nason and C. Oleari, *Matching NLO QCD computations with parton shower simulations: the POWHEG method*, *JHEP* **11** (2007) 070 [[arXiv:0709.2092](#)] [[INSPIRE](#)].
- [52] S. Alioli, P. Nason, C. Oleari and E. Re, *A general framework for implementing NLO calculations in shower Monte Carlo programs: the POWHEG BOX*, *JHEP* **06** (2010) 043 [[arXiv:1002.2581](#)] [[INSPIRE](#)].
- [53] S. Alioli, P. Nason, C. Oleari and E. Re, *NLO single-top production matched with shower in POWHEG: s- and t-channel contributions*, *JHEP* **09** (2009) 111 [*Erratum ibid.* **1002** (2010) 011] [[arXiv:0907.4076](#)] [[INSPIRE](#)].
- [54] E. Re, *Single-top Wt-channel production matched with parton showers using the POWHEG method*, *Eur. Phys. J. C* **71** (2011) 1547 [[arXiv:1009.2450](#)] [[INSPIRE](#)].
- [55] Z. Was, *TAUOLA the library for  $\tau$  lepton decay and KKMC/KORALB/KORALZ/ status report*, *Nucl. Phys. Proc. Suppl.* **98** (2001) 96 [[hep-ph/0011305](#)] [[INSPIRE](#)].
- [56] GEANT4 collaboration, S. Agostinelli et al., *GEANT4 — a simulation toolkit*, *Nucl. Instrum. Meth. A* **506** (2003) 250 [[INSPIRE](#)].
- [57] J. Allison et al., *GEANT4 developments and applications*, *IEEE Trans. Nucl. Sci.* **53** (2006) 270.
- [58] R. Field, *Early LHC underlying event data — Findings and surprises*, in the proceedings of the 22<sup>nd</sup> conference on Hadron collider physics (HCP2010), August 23–27, Toronto, Canada (2010), [[arXiv:1010.3558](#)] [[INSPIRE](#)].
- [59] J. Pumplin, D.R. Stump, J. Huston, H.L. Lai, P.M. Nadolsky and W.K. Tung, *New generation of parton distributions with uncertainties from global QCD analysis*, *JHEP* **07** (2002) 012 [[hep-ph/0201195](#)] [[INSPIRE](#)].
- [60] M. Czakon and A. Mitov, *Top++: a program for the calculation of the top-pair cross-section at hadron colliders*, *Comput. Phys. Commun.* **185** (2014) 2930 [[arXiv:1112.5675](#)] [[INSPIRE](#)].
- [61] ATLAS, CDF, CMS and D0 collaborations, *First combination of Tevatron and LHC measurements of the top-quark mass*, *CMS-PAS-TOP-13-014* (2014).
- [62] M. Botje et al., *The PDF4LHC working group interim recommendations*, [[arXiv:1101.0538](#)] [[INSPIRE](#)].

- [63] A.D. Martin, W.J. Stirling, R.S. Thorne and G. Watt, *Uncertainties on  $\alpha_s$  in global PDF analyses and implications for predicted hadronic cross sections*, *Eur. Phys. J. C* **64** (2009) 653 [[arXiv:0905.3531](#)] [[INSPIRE](#)].
- [64] J. Gao et al., *CT10 next-to-next-to-leading order global analysis of QCD*, *Phys. Rev. D* **89** (2014) 033009 [[arXiv:1302.6246](#)] [[INSPIRE](#)].
- [65] R.D. Ball et al., *Parton distributions with LHC data*, *Nucl. Phys. B* **867** (2013) 244 [[arXiv:1207.1303](#)] [[INSPIRE](#)].
- [66] ATLAS collaboration, *Measurement of the  $t\bar{t}$  production cross-section using  $e\mu$  events with  $b$ -tagged jets in  $pp$  collisions at  $\sqrt{s} = 7$  and 8 TeV with the ATLAS detector*, *Eur. Phys. J. C* **74** (2014) 3109 [[arXiv:1406.5375](#)] [[INSPIRE](#)].
- [67] CMS collaboration, *Measurement of the  $t\bar{t}$  production cross section in the dilepton channel in  $pp$  collisions at  $\sqrt{s} = 8$  TeV*, *JHEP* **02** (2014) 024 [Erratum *ibid.* **1402** (2014) 102] [[arXiv:1312.7582](#)] [[INSPIRE](#)].
- [68] CMS collaboration, *Measurement of differential top-quark pair production cross sections in  $pp$  collisions at  $\sqrt{s} = 7$  TeV*, *Eur. Phys. J. C* **73** (2013) 2339 [[arXiv:1211.2220](#)] [[INSPIRE](#)].
- [69] CMS collaboration, *Measurement of the differential cross section for top quark pair production in  $pp$  collisions at  $\sqrt{s} = 8$  TeV*, [arXiv:1505.04480](#) [[INSPIRE](#)].
- [70] K. Melnikov and F. Petriello, *Electroweak gauge boson production at hadron colliders through  $O(\alpha_s^2)$* , *Phys. Rev. D* **74** (2006) 114017 [[hep-ph/0609070](#)] [[INSPIRE](#)].
- [71] K. Melnikov and F. Petriello, *The  $W$  boson production cross section at the LHC through  $O(\alpha_s^2)$* , *Phys. Rev. Lett.* **96** (2006) 231803 [[hep-ph/0603182](#)] [[INSPIRE](#)].
- [72] M. Aliev, H. Lacker, U. Langenfeld, S. Moch, P. Uwer and M. Wiedermann, *HATHOR: HAdronic Top and Heavy quarks crOss section calculatoR*, *Comput. Phys. Commun.* **182** (2011) 1034 [[arXiv:1007.1327](#)] [[INSPIRE](#)].
- [73] P. Kant et al., *HatHor for single top-quark production: Updated predictions and uncertainty estimates for single top-quark production in hadronic collisions*, *Comput. Phys. Commun.* **191** (2015) 74 [[arXiv:1406.4403](#)] [[INSPIRE](#)].
- [74] S. Alekhin et al., *The PDF4LHC working group interim report*, [arXiv:1101.0536](#) [[INSPIRE](#)].
- [75] N. Kidonakis, *NNLL resummation for  $s$ -channel single top quark production*, *Phys. Rev. D* **81** (2010) 054028 [[arXiv:1001.5034](#)] [[INSPIRE](#)].
- [76] N. Kidonakis, *Two-loop soft anomalous dimensions for single top quark associated production with a  $W^-$  or  $H^-$* , *Phys. Rev. D* **82** (2010) 054018 [[arXiv:1005.4451](#)] [[INSPIRE](#)].
- [77] D.P. Roy, *The hadronic  $\tau$  decay signature of a heavy charged Higgs boson at LHC*, *Phys. Lett. B* **459** (1999) 607 [[hep-ph/9905542](#)] [[INSPIRE](#)].
- [78] CMS collaboration, *Measurement of the top quark pair production cross section in  $pp$  collisions at  $\sqrt{s} = 7$  TeV in dilepton final states containing a  $\tau$* , *Phys. Rev. D* **85** (2012) 112007 [[arXiv:1203.6810](#)] [[INSPIRE](#)].
- [79] CMS collaboration, *Measurement of the  $t\bar{t}$  production cross section in  $pp$  collisions at  $\sqrt{s} = 8$  TeV in dilepton final states containing one  $\tau$  lepton*, *Phys. Lett. B* **739** (2014) 23 [[arXiv:1407.6643](#)] [[INSPIRE](#)].
- [80] CMS collaboration, *Measurement of the  $t\bar{t}$  production cross section in the dilepton channel in  $pp$  collisions at  $\sqrt{s} = 7$  TeV*, *JHEP* **11** (2012) 067 [[arXiv:1208.2671](#)] [[INSPIRE](#)].

- [81] CMS collaboration, *Measurements of inclusive W and Z cross sections in pp collisions at  $\sqrt{s} = 7$  TeV*, *JHEP* **01** (2011) 080 [[arXiv:1012.2466](#)] [[INSPIRE](#)].
- [82] CMS collaboration, *Measurement of the ratio  $B(t \rightarrow Wb)/B(t \rightarrow Wq)$  in pp collisions at  $\sqrt{s} = 8$  TeV*, *Phys. Lett. B* **736** (2014) 33 [[arXiv:1404.2292](#)] [[INSPIRE](#)].
- [83] CMS collaboration, *Search for neutral MSSM Higgs bosons decaying to a pair of  $\tau$  leptons in pp collisions*, *JHEP* **10** (2014) 160 [[arXiv:1408.3316](#)] [[INSPIRE](#)].
- [84] CMS collaboration, *Measurement of the cross section ratio  $\sigma_{t\bar{t}b\bar{b}}/\sigma_{t\bar{t}jj}$  in pp collisions at  $\sqrt{s} = 8$  TeV*, *Phys. Lett. B* **746** (2015) 132 [[arXiv:1411.5621](#)] [[INSPIRE](#)].
- [85] CMS collaboration, *CMS luminosity based on pixel cluster counting — Summer 2013 update*, *CMS-PAS-LUM-13-001* (2013).
- [86] ATLAS collaboration, *Measurement of the  $W^\pm Z$  production cross section and limits on anomalous triple gauge couplings in proton-proton collisions at  $\sqrt{s} = 7$  TeV with the ATLAS detector*, *Phys. Lett. B* **709** (2013) 341 [[arXiv:1111.5570](#)] [[INSPIRE](#)].
- [87] J.M. Campbell, R.K. Ellis and C. Williams, *Vector boson pair production at the LHC*, *JHEP* **07** (2011) 018 [[arXiv:1105.0020](#)] [[INSPIRE](#)].
- [88] J.M. Campbell and R.K. Ellis,  *$t\bar{t}W^\pm$  production and decay at NLO*, *JHEP* **07** (2012) 052 [[arXiv:1204.5678](#)] [[INSPIRE](#)].
- [89] T. Junk, *Confidence level computation for combining searches with small statistics*, *Nucl. Instrum. Meth. A* **434** (1999) 435 [[hep-ex/9902006](#)] [[INSPIRE](#)].
- [90] A.L. Read, *Presentation of search results: the  $CL(s)$  technique*, *J. Phys. G* **28** (2002) 2693 [[INSPIRE](#)].
- [91] G. Cowan, K. Cranmer, E. Gross and O. Vitells, *Asymptotic formulae for likelihood-based tests of new physics*, *Eur. Phys. J. C* **71** (2011) 1554 [*Erratum ibid.* **C 73** (2013) 2501] [[arXiv:1007.1727](#)] [[INSPIRE](#)].
- [92] ATLAS collaboration, *Procedure for the LHC Higgs boson search combination in summer 2011*, *ATL-PHYS-PUB-2011-011* (2011).
- [93] J.S. Conway, *Nuisance parameters in likelihoods for multisource spectra*, in the proceedings of *PHYSTAT 2011 Workshop on Statistical Issues Related to Discovery Claims in Search Experiments and Unfolding*, January 17–20, CERN, Geneva, Switzerland (2011), [CERN-2011-006](#) (2011).
- [94] A. Denner, S. Heinemeyer, I. Puljak, D. Rebuszi and M. Spira, *Standard model Higgs-boson branching ratios with uncertainties*, *Eur. Phys. J. C* **71** (2011) 1753 [[arXiv:1107.5909](#)] [[INSPIRE](#)].
- [95] S. Dittmaier et al., *Handbook of LHC Higgs cross sections: 2. Differential distributions*, [arXiv:1201.3084](#) [[INSPIRE](#)].
- [96] LHC HIGGS CROSS SECTION WORKING GROUP collaboration, S. Dittmaier et al., *Handbook of LHC Higgs cross sections: 1. Inclusive observables*, [arXiv:1101.0593](#) [[INSPIRE](#)].
- [97] L. Hofer, U. Nierste and D. Scherer, *Resummation of tan-beta-enhanced supersymmetric loop corrections beyond the decoupling limit*, *JHEP* **10** (2009) 081 [[arXiv:0907.5408](#)] [[INSPIRE](#)].

## The CMS collaboration

### Yerevan Physics Institute, Yerevan, Armenia

V. Khachatryan, A.M. Sirunyan, A. Tumasyan

### Institut für Hochenergiephysik der OeAW, Wien, Austria

W. Adam, E. Asilar, T. Bergauer, J. Brandstetter, E. Brondolin, M. Dragicevic, J. Erö, M. Flechl, M. Friedl, R. Frühwirth<sup>1</sup>, V.M. Ghete, C. Hartl, N. Hörmann, J. Hrubec, M. Jeitler<sup>1</sup>, V. Knünz, A. König, M. Krammer<sup>1</sup>, I. Krätschmer, D. Liko, T. Matsushita, I. Mikulec, D. Rabadý<sup>2</sup>, B. Rahbaran, H. Rohringer, J. Schieck<sup>1</sup>, R. Schöfbeck, J. Strauss, W. Treberer-Treberspurg, W. Waltenberger, C.-E. Wulz<sup>1</sup>

### National Centre for Particle and High Energy Physics, Minsk, Belarus

V. Mossolov, N. Shumeiko, J. Suarez Gonzalez

### Universiteit Antwerpen, Antwerpen, Belgium

S. Alderweireldt, T. Cornelis, E.A. De Wolf, X. Janssen, A. Knutsson, J. Lauwers, S. Luyckx, R. Rougny, M. Van De Klundert, H. Van Haevermaet, P. Van Mechelen, N. Van Remortel, A. Van Spilbeeck

### Vrije Universiteit Brussel, Brussel, Belgium

S. Abu Zeid, F. Blekman, J. D'Hondt, N. Daci, I. De Bruyn, K. Deroover, N. Heracleous, J. Keaveney, S. Lowette, L. Moreels, A. Olbrechts, Q. Python, D. Strom, S. Tavernier, W. Van Doninck, P. Van Mulders, G.P. Van Onsem, I. Van Parijs

### Université Libre de Bruxelles, Bruxelles, Belgium

P. Barria, H. Brun, C. Caillol, B. Clerbaux, G. De Lentdecker, G. Fasanella, L. Favart, A. Grebenyuk, G. Karapostoli, T. Lenzi, A. Léonard, T. Maerschalk, A. Marinov, L. Perniè, A. Randle-conde, T. Reis, T. Seva, C. Vander Velde, P. Vanlaer, R. Yonamine, F. Zenoni, F. Zhang<sup>3</sup>

### Ghent University, Ghent, Belgium

K. Beernaert, L. Benucci, A. Cimmino, S. Crucy, D. Dobur, A. Fagot, G. Garcia, M. Gul, J. Mccartin, A.A. Ocampo Rios, D. Poyraz, D. Ryckbosch, S. Salva, M. Sigamani, N. Strobbe, M. Tytgat, W. Van Driessche, E. Yazgan, N. Zaganidis

### Université Catholique de Louvain, Louvain-la-Neuve, Belgium

S. Basesmez, C. Beluffi<sup>4</sup>, O. Bondu, S. Brochet, G. Bruno, A. Caudron, L. Ceard, G.G. Da Silveira, C. Delaere, D. Favart, L. Forthomme, A. Giammanco<sup>5</sup>, J. Hollar, A. Jafari, P. Jez, M. Komm, V. Lemaitre, A. Mertens, C. Nuttens, L. Perrini, A. Pin, K. Piotrkowski, A. Popov<sup>6</sup>, L. Quertenmont, M. Selvaggi, M. Vidal Marono

### Université de Mons, Mons, Belgium

N. Beliy, G.H. Hammad

### Centro Brasileiro de Pesquisas Fisicas, Rio de Janeiro, Brazil

W.L. Aldá Júnior, G.A. Alves, L. Brito, M. Correa Martins Junior, M. Hamer, C. Hensel, C. Mora Herrera, A. Moraes, M.E. Pol, P. Rebello Teles

**Universidade do Estado do Rio de Janeiro, Rio de Janeiro, Brazil**

E. Belchior Batista Das Chagas, W. Carvalho, J. Chinellato<sup>7</sup>, A. Custódio, E.M. Da Costa, D. De Jesus Damiao, C. De Oliveira Martins, S. Fonseca De Souza, L.M. Huertas Guativa, H. Malbouisson, D. Matos Figueiredo, L. Mundim, H. Nogima, W.L. Prado Da Silva, A. Santoro, A. Sznajder, E.J. Tonelli Manganote<sup>7</sup>, A. Vilela Pereira

**Universidade Estadual Paulista <sup>a</sup>, Universidade Federal do ABC <sup>b</sup>, São Paulo, Brazil**

S. Ahuja<sup>a</sup>, C.A. Bernardes<sup>b</sup>, A. De Souza Santos<sup>b</sup>, S. Dogra<sup>a</sup>, T.R. Fernandez Perez Tomei<sup>a</sup>, E.M. Gregores<sup>b</sup>, P.G. Mercadante<sup>b</sup>, C.S. Moon<sup>a,8</sup>, S.F. Novaes<sup>a</sup>, Sandra S. Padula<sup>a</sup>, D. Romero Abad, J.C. Ruiz Vargas

**Institute for Nuclear Research and Nuclear Energy, Sofia, Bulgaria**

A. Aleksandrov, R. Hadjiiska, P. Iaydjiev, M. Rodozov, S. Stoykova, G. Sultanov, M. Vutova

**University of Sofia, Sofia, Bulgaria**

A. Dimitrov, I. Glushkov, L. Litov, B. Pavlov, P. Petkov

**Institute of High Energy Physics, Beijing, China**

M. Ahmad, J.G. Bian, G.M. Chen, H.S. Chen, M. Chen, T. Cheng, R. Du, C.H. Jiang, R. Plestina<sup>9</sup>, F. Romeo, S.M. Shaheen, J. Tao, C. Wang, Z. Wang, H. Zhang

**State Key Laboratory of Nuclear Physics and Technology, Peking University, Beijing, China**

C. Asawatrangkuldee, Y. Ban, Q. Li, S. Liu, Y. Mao, S.J. Qian, D. Wang, Z. Xu

**Universidad de Los Andes, Bogota, Colombia**

C. Avila, A. Cabrera, L.F. Chaparro Sierra, C. Florez, J.P. Gomez, B. Gomez Moreno, J.C. Sanabria

**University of Split, Faculty of Electrical Engineering, Mechanical Engineering and Naval Architecture, Split, Croatia**

N. Godinovic, D. Lelas, I. Puljak, P.M. Ribeiro Cipriano

**University of Split, Faculty of Science, Split, Croatia**

Z. Antunovic, M. Kovac

**Institute Rudjer Boskovic, Zagreb, Croatia**

V. Brigljevic, K. Kadija, J. Luetic, S. Micanovic, L. Sudic

**University of Cyprus, Nicosia, Cyprus**

A. Attikis, G. Mavromanolakis, J. Mousa, C. Nicolaou, F. Ptochos, P.A. Razis, H. Rykaczewski

**Charles University, Prague, Czech Republic**

M. Bodlak, M. Finger<sup>10</sup>, M. Finger Jr.<sup>10</sup>

**Academy of Scientific Research and Technology of the Arab Republic of Egypt,  
Egyptian Network of High Energy Physics, Cairo, Egypt**

E. El-khateeb<sup>11,11</sup>, T. Elkafrawy<sup>11</sup>, A. Mohamed<sup>12</sup>, A. Radi<sup>13,11</sup>, E. Salama<sup>13,11</sup>

**National Institute of Chemical Physics and Biophysics, Tallinn, Estonia**

B. Calpas, M. Kadastik, M. Murumaa, M. Raidal, A. Tiko, C. Veelken

**Department of Physics, University of Helsinki, Helsinki, Finland**

P. Eerola, J. Pekkanen, M. Voutilainen

**Helsinki Institute of Physics, Helsinki, Finland**

J. Härkönen, V. Karimäki, R. Kinnunen, T. Lampén, K. Lassila-Perini, S. Laurila, S. Lehti, T. Lindén, P. Luukka, T. Mäenpää, T. Peltola, E. Tuominen, J. Tuominiemi, E. Tuovinen, L. Wendland

**Lappeenranta University of Technology, Lappeenranta, Finland**

J. Talvitie, T. Tuuva

**DSM/IRFU, CEA/Saclay, Gif-sur-Yvette, France**

M. Besancon, F. Couderc, M. Dejardin, D. Denegri, B. Fabbro, J.L. Faure, C. Favaro, F. Ferri, S. Ganjour, A. Givernaud, P. Gras, G. Hamel de Monchenault, P. Jarry, E. Locci, M. Machet, J. Malcles, J. Rander, A. Rosowsky, M. Titov, A. Zghiche

**Laboratoire Leprince-Ringuet, Ecole Polytechnique, IN2P3-CNRS, Palaiseau, France**

I. Antropov, S. Baffioni, F. Beaudette, P. Busson, L. Cadamuro, E. Chapon, C. Charlot, T. Dahms, O. Davignon, N. Filipovic, A. Florent, R. Granier de Cassagnac, S. Lisniak, L. Mastrolorenzo, P. Miné, I.N. Naranjo, M. Nguyen, C. Ochando, G. Ortona, P. Paganini, P. Pigard, S. Regnard, R. Salerno, J.B. Sauvan, Y. Sirois, T. Strebler, Y. Yilmaz, A. Zabi

**Institut Pluridisciplinaire Hubert Curien, Université de Strasbourg, Université de Haute Alsace Mulhouse, CNRS/IN2P3, Strasbourg, France**

J.-L. Agram<sup>14</sup>, J. Andrea, A. Aubin, D. Bloch, J.-M. Brom, M. Buttignol, E.C. Chabert, N. Chanon, C. Collard, E. Conte<sup>14</sup>, X. Coubez, J.-C. Fontaine<sup>14</sup>, D. Gelé, U. Goerlach, C. Goetzmann, A.-C. Le Bihan, J.A. Merlin<sup>2</sup>, K. Skovpen, P. Van Hove

**Centre de Calcul de l'Institut National de Physique Nucleaire et de Physique des Particules, CNRS/IN2P3, Villeurbanne, France**

S. Gadrat

**Université de Lyon, Université Claude Bernard Lyon 1, CNRS-IN2P3, Institut de Physique Nucléaire de Lyon, Villeurbanne, France**

S. Beauceron, C. Bernet, G. Boudoul, E. Bouvier, C.A. Carrillo Montoya, R. Chierici, D. Contardo, B. Courbon, P. Depasse, H. El Mamouni, J. Fan, J. Fay, S. Gascon, M. Gouzevitch, B. Ille, F. Lagarde, I.B. Laktineh, M. Lethuillier, L. Mirabito, A.L. Pequegnot, S. Perries, J.D. Ruiz Alvarez, D. Sabes, L. Sgandurra, V. Sordini, M. Vander Donckt, P. Verdier, S. Viret



**Georgian Technical University, Tbilisi, Georgia**

T. Toriashvili<sup>15</sup>

**Tbilisi State University, Tbilisi, Georgia**

Z. Tsamalaidze<sup>10</sup>

**RWTH Aachen University, I. Physikalisches Institut, Aachen, Germany**

C. Autermann, S. Beranek, M. Edelhoff, L. Feld, A. Heister, M.K. Kiesel, K. Klein, M. Lipinski, A. Ostapchuk, M. Preuten, F. Raupach, S. Schael, J.F. Schulte, T. Verlage, H. Weber, B. Wittmer, V. Zhukov<sup>6</sup>

**RWTH Aachen University, III. Physikalisches Institut A, Aachen, Germany**

M. Ata, M. Brodski, E. Dietz-Laursonn, D. Duchardt, M. Endres, M. Erdmann, S. Erdweg, T. Esch, R. Fischer, A. Güth, T. Hebbeker, C. Heidemann, K. Hoepfner, D. Klingebiel, S. Knutzen, P. Kreuzer, M. Merschmeyer, A. Meyer, P. Millet, M. Olschewski, K. Padeken, P. Papacz, T. Pook, M. Radziej, H. Reithler, M. Rieger, F. Scheuch, L. Sonnenschein, D. Teysier, S. Thüer

**RWTH Aachen University, III. Physikalisches Institut B, Aachen, Germany**

V. Cherepanov, Y. Erdogan, G. Flügge, H. Geenen, M. Geisler, F. Hoehle, B. Kargoll, T. Kress, Y. Kuessel, A. Künsken, J. Lingemann<sup>2</sup>, A. Nehr Korn, A. Nowack, I.M. Nugent, C. Pistone, O. Pooth, A. Stahl

**Deutsches Elektronen-Synchrotron, Hamburg, Germany**

M. Aldaya Martin, I. Asin, N. Bartosik, O. Behnke, U. Behrens, A.J. Bell, K. Borras, A. Burgmeier, A. Cakir, L. Calligaris, A. Campbell, S. Choudhury, F. Costanza, C. Diez Pardos, G. Dolinska, S. Dooling, T. Dorland, G. Eckerlin, D. Eckstein, T. Eichhorn, G. Flucke, E. Gallo<sup>16</sup>, J. Garay Garcia, A. Geiser, A. Gizhko, P. Gunnellini, J. Hauk, M. Hempel<sup>17</sup>, H. Jung, A. Kalogeropoulos, O. Karacheban<sup>17</sup>, M. Kasemann, P. Katsas, J. Kieseler, C. Kleinwort, I. Korol, W. Lange, J. Leonard, K. Lipka, A. Lobanov, W. Lohmann<sup>17</sup>, R. Mankel, I. Marfin<sup>17</sup>, I.-A. Melzer-Pellmann, A.B. Meyer, G. Mittag, J. Mnich, A. Mussgiller, S. Naumann-Emme, A. Nayak, E. Ntomari, H. Perrey, D. Pitzl, R. Placakyte, A. Raspereza, B. Roland, M.Ö. Sahin, P. Saxena, T. Schoerner-Sadenius, M. Schröder, C. Seitz, S. Spannagel, K.D. Trippkewitz, R. Walsh, C. Wissing

**University of Hamburg, Hamburg, Germany**

V. Blobel, M. Centis Vignali, A.R. Draeger, J. Erfle, E. Garutti, K. Goebel, D. Gonzalez, M. Görner, J. Haller, M. Hoffmann, R.S. Höing, A. Junkes, R. Klanner, R. Kogler, T. Lapsien, T. Lenz, I. Marchesini, D. Marconi, M. Meyer, D. Nowatschin, J. Ott, F. Pantaleo<sup>2</sup>, T. Peiffer, A. Perieanu, N. Pietsch, J. Poehlsen, D. Rathjens, C. Sander, H. Schettler, P. Schleper, E. Schlieckau, A. Schmidt, J. Schwandt, M. Seidel, V. Sola, H. Stadie, G. Steinbrück, H. Tholen, D. Troendle, E. Usai, L. Vanelderden, A. Vanhoefer, B. Vormwald

**Institut für Experimentelle Kernphysik, Karlsruhe, Germany**

M. Akbiyik, C. Barth, C. Baus, J. Berger, C. Böser, E. Butz, T. Chwalek, F. Colombo, W. De Boer, A. Descroix, A. Dierlamm, S. Fink, F. Frensch, M. Giffels, A. Gilbert,

F. Hartmann<sup>2</sup>, S.M. Heindl, U. Husemann, I. Katkov<sup>6</sup>, A. Kornmayer<sup>2</sup>, P. Lobelle Pardo, B. Maier, H. Mildner, M.U. Mozer, T. Müller, Th. Müller, M. Plagge, G. Quast, K. Rabbertz, S. Röcker, F. Roscher, H.J. Simonis, F.M. Stober, R. Ulrich, J. Wagner-Kuhr, S. Wayand, M. Weber, T. Weiler, C. Wöhrmann, R. Wolf

**Institute of Nuclear and Particle Physics (INPP), NCSR Demokritos, Aghia Paraskevi, Greece**

G. Anagnostou, G. Daskalakis, T. Gerasis, V.A. Giakoumopoulou, A. Kyriakis, D. Loukas, A. Psallidas, I. Topsis-Giotis

**University of Athens, Athens, Greece**

A. Agapitos, S. Kesisoglou, A. Panagiotou, N. Saoulidou, E. Tziaferi

**University of Ioánnina, Ioánnina, Greece**

I. Evangelou, G. Flouris, C. Foudas, P. Kokkas, N. Loukas, N. Manthos, I. Papadopoulos, E. Paradas, J. Strologas

**Wigner Research Centre for Physics, Budapest, Hungary**

G. Bencze, C. Hajdu, A. Hazi, P. Hidas, D. Horvath<sup>18</sup>, F. Sikler, V. Veszpremi, G. Vesztergombi<sup>19</sup>, A.J. Zsigmond

**Institute of Nuclear Research ATOMKI, Debrecen, Hungary**

N. Beni, S. Czellar, J. Karancsi<sup>20</sup>, J. Molnar, Z. Szillasi

**University of Debrecen, Debrecen, Hungary**

M. Bartók<sup>21</sup>, A. Makovec, P. Raics, Z.L. Trocsanyi, B. Ujvari

**National Institute of Science Education and Research, Bhubaneswar, India**

P. Mal, K. Mandal, D.K. Sahoo, N. Sahoo, S.K. Swain

**Panjab University, Chandigarh, India**

S. Bansal, S.B. Beri, V. Bhatnagar, R. Chawla, R. Gupta, U. Bhawandeep, A.K. Kalsi, A. Kaur, M. Kaur, R. Kumar, A. Mehta, M. Mittal, J.B. Singh, G. Walia

**University of Delhi, Delhi, India**

Ashok Kumar, A. Bhardwaj, B.C. Choudhary, R.B. Garg, A. Kumar, S. Malhotra, M. Naimuddin, N. Nishu, K. Ranjan, R. Sharma, V. Sharma

**Saha Institute of Nuclear Physics, Kolkata, India**

S. Bhattacharya, K. Chatterjee, S. Dey, S. Dutta, Sa. Jain, N. Majumdar, A. Modak, K. Mondal, S. Mukherjee, S. Mukhopadhyay, A. Roy, D. Roy, S. Roy Chowdhury, S. Sarkar, M. Sharan

**Bhabha Atomic Research Centre, Mumbai, India**

A. Abdulsalam, R. Chudasama, D. Dutta, V. Jha, V. Kumar, A.K. Mohanty<sup>2</sup>, L.M. Pant, P. Shukla, A. Topkar

**Tata Institute of Fundamental Research, Mumbai, India**

T. Aziz, S. Banerjee, S. Bhowmik<sup>22</sup>, R.M. Chatterjee, R.K. Dewanjee, S. Dugad, S. Ganguly, S. Ghosh, M. Guchait, A. Gurtu<sup>23</sup>, G. Kole, S. Kumar, B. Mahakud, M. Maity<sup>22</sup>,

G. Majumder, K. Mazumdar, S. Mitra, G.B. Mohanty, B. Parida, T. Sarkar<sup>22</sup>, K. Sudhakar, N. Sur, B. Sutar, N. Wickramage<sup>24</sup>

**Indian Institute of Science Education and Research (IISER), Pune, India**

S. Chauhan, S. Dube, S. Sharma

**Institute for Research in Fundamental Sciences (IPM), Tehran, Iran**

H. Bakhshiansohi, H. Behnamian, S.M. Etesami<sup>25</sup>, A. Fahim<sup>26</sup>, R. Goldouzian, M. Khakzad, M. Mohammadi Najafabadi, M. Naseri, S. Paktinat Mehdiabadi, F. Rezaei Hosseinabadi, B. Safarzadeh<sup>27</sup>, M. Zeinali

**University College Dublin, Dublin, Ireland**

M. Felcini, M. Grunewald

**INFN Sezione di Bari <sup>a</sup>, Università di Bari <sup>b</sup>, Politecnico di Bari <sup>c</sup>, Bari, Italy**

M. Abbrescia<sup>a,b</sup>, C. Calabria<sup>a,b</sup>, C. Caputo<sup>a,b</sup>, A. Colaleo<sup>a</sup>, D. Creanza<sup>a,c</sup>, L. Cristella<sup>a,b</sup>, N. De Filippis<sup>a,c</sup>, M. De Palma<sup>a,b</sup>, L. Fiore<sup>a</sup>, G. Iaselli<sup>a,c</sup>, G. Maggi<sup>a,c</sup>, M. Maggi<sup>a</sup>, G. Miniello<sup>a,b</sup>, S. My<sup>a,c</sup>, S. Nuzzo<sup>a,b</sup>, A. Pompili<sup>a,b</sup>, G. Pugliese<sup>a,c</sup>, R. Radogna<sup>a,b</sup>, A. Ranieri<sup>a</sup>, G. Selvaggi<sup>a,b</sup>, L. Silvestris<sup>a,2</sup>, R. Venditti<sup>a,b</sup>, P. Verwilligen<sup>a</sup>

**INFN Sezione di Bologna <sup>a</sup>, Università di Bologna <sup>b</sup>, Bologna, Italy**

G. Abbiendi<sup>a</sup>, C. Battilana<sup>2</sup>, A.C. Benvenuti<sup>a</sup>, D. Bonacorsi<sup>a,b</sup>, S. Braibant-Giacomelli<sup>a,b</sup>, L. Brigliadori<sup>a,b</sup>, R. Campanini<sup>a,b</sup>, P. Capiluppi<sup>a,b</sup>, A. Castro<sup>a,b</sup>, F.R. Cavallo<sup>a</sup>, S.S. Chhibra<sup>a,b</sup>, G. Codispoti<sup>a,b</sup>, M. Cuffiani<sup>a,b</sup>, G.M. Dallavalle<sup>a</sup>, F. Fabbri<sup>a</sup>, A. Fanfani<sup>a,b</sup>, D. Fasanella<sup>a,b</sup>, P. Giacomelli<sup>a</sup>, C. Grandi<sup>a</sup>, L. Guiducci<sup>a,b</sup>, S. Marcellini<sup>a</sup>, G. Masetti<sup>a</sup>, A. Montanari<sup>a</sup>, F.L. Navarria<sup>a,b</sup>, A. Perrotta<sup>a</sup>, A.M. Rossi<sup>a,b</sup>, T. Rovelli<sup>a,b</sup>, G.P. Siroli<sup>a,b</sup>, N. Tosi<sup>a,b</sup>, R. Travaglini<sup>a,b</sup>

**INFN Sezione di Catania <sup>a</sup>, Università di Catania <sup>b</sup>, CSFNSM <sup>c</sup>, Catania, Italy**

G. Cappello<sup>a</sup>, M. Chiorboli<sup>a,b</sup>, S. Costa<sup>a,b</sup>, F. Giordano<sup>a,b</sup>, R. Potenza<sup>a,b</sup>, A. Tricomi<sup>a,b</sup>, C. Tuve<sup>a,b</sup>

**INFN Sezione di Firenze <sup>a</sup>, Università di Firenze <sup>b</sup>, Firenze, Italy**

G. Barbagli<sup>a</sup>, V. Ciulli<sup>a,b</sup>, C. Civinini<sup>a</sup>, R. D'Alessandro<sup>a,b</sup>, E. Focardi<sup>a,b</sup>, S. Gonzi<sup>a,b</sup>, V. Gori<sup>a,b</sup>, P. Lenzi<sup>a,b</sup>, M. Meschini<sup>a</sup>, S. Paoletti<sup>a</sup>, G. Sguazzoni<sup>a</sup>, A. Tropiano<sup>a,b</sup>, L. Viliani<sup>a,b</sup>

**INFN Laboratori Nazionali di Frascati, Frascati, Italy**

L. Benussi, S. Bianco, F. Fabbri, D. Piccolo, F. Primavera

**INFN Sezione di Genova <sup>a</sup>, Università di Genova <sup>b</sup>, Genova, Italy**

V. Calvelli<sup>a,b</sup>, F. Ferro<sup>a</sup>, M. Lo Vetere<sup>a,b</sup>, M.R. Monge<sup>a,b</sup>, E. Robutti<sup>a</sup>, S. Tosi<sup>a,b</sup>

**INFN Sezione di Milano-Bicocca <sup>a</sup>, Università di Milano-Bicocca <sup>b</sup>, Milano, Italy**

L. Brianza, M.E. Dinardo<sup>a,b</sup>, S. Fiorendi<sup>a,b</sup>, S. Gennai<sup>a</sup>, R. Gerosa<sup>a,b</sup>, A. Ghezzi<sup>a,b</sup>, P. Govoni<sup>a,b</sup>, S. Malvezzi<sup>a</sup>, R.A. Manzoni<sup>a,b</sup>, B. Marzocchi<sup>a,b,2</sup>, D. Menasce<sup>a</sup>, L. Moroni<sup>a</sup>, M. Paganoni<sup>a,b</sup>, D. Pedrini<sup>a</sup>, S. Ragazzi<sup>a,b</sup>, N. Redaelli<sup>a</sup>, T. Tabarelli de Fatis<sup>a,b</sup>

**INFN Sezione di Napoli <sup>a</sup>, Università di Napoli 'Federico II' <sup>b</sup>, Napoli, Italy, Università della Basilicata <sup>c</sup>, Potenza, Italy, Università G. Marconi <sup>d</sup>, Roma, Italy**

S. Buontempo<sup>a</sup>, N. Cavallo<sup>a,c</sup>, S. Di Guida<sup>a,d,2</sup>, M. Esposito<sup>a,b</sup>, F. Fabozzi<sup>a,c</sup>, A.O.M. Iorio<sup>a,b</sup>, G. Lanza<sup>a</sup>, L. Lista<sup>a</sup>, S. Meola<sup>a,d,2</sup>, M. Merola<sup>a</sup>, P. Paolucci<sup>a,2</sup>, C. Sciacca<sup>a,b</sup>, F. Thyssen

**INFN Sezione di Padova <sup>a</sup>, Università di Padova <sup>b</sup>, Padova, Italy, Università di Trento <sup>c</sup>, Trento, Italy**

P. Azzi<sup>a,2</sup>, N. Bacchetta<sup>a</sup>, L. Benato<sup>a,b</sup>, D. Bisello<sup>a,b</sup>, A. Boletti<sup>a,b</sup>, A. Branca<sup>a,b</sup>, R. Carlin<sup>a,b</sup>, P. Checchia<sup>a</sup>, M. Dall'Osso<sup>a,b,2</sup>, T. Dorigo<sup>a</sup>, U. Dosselli<sup>a</sup>, F. Gasparini<sup>a,b</sup>, U. Gasparini<sup>a,b</sup>, A. Gozzelino<sup>a</sup>, S. Lacaprara<sup>a</sup>, M. Margoni<sup>a,b</sup>, A.T. Meneguzzo<sup>a,b</sup>, F. Montecassiano<sup>a</sup>, M. Passaseo<sup>a</sup>, J. Pazzini<sup>a,b</sup>, N. Pozzobon<sup>a,b</sup>, P. Ronchese<sup>a,b</sup>, F. Simonetto<sup>a,b</sup>, E. Torassa<sup>a</sup>, M. Tosi<sup>a,b</sup>, M. Zanetti, P. Zotto<sup>a,b</sup>, A. Zucchetta<sup>a,b,2</sup>, G. Zumerle<sup>a,b</sup>

**INFN Sezione di Pavia <sup>a</sup>, Università di Pavia <sup>b</sup>, Pavia, Italy**

A. Braghieri<sup>a</sup>, A. Magnani<sup>a</sup>, P. Montagna<sup>a,b</sup>, S.P. Ratti<sup>a,b</sup>, V. Re<sup>a</sup>, C. Riccardi<sup>a,b</sup>, P. Salvini<sup>a</sup>, I. Vai<sup>a</sup>, P. Vitulo<sup>a,b</sup>

**INFN Sezione di Perugia <sup>a</sup>, Università di Perugia <sup>b</sup>, Perugia, Italy**

L. Alunni Solestizi<sup>a,b</sup>, M. Biasini<sup>a,b</sup>, G.M. Bilei<sup>a</sup>, D. Ciangottini<sup>a,b,2</sup>, L. Fanò<sup>a,b</sup>, P. Lariccia<sup>a,b</sup>, G. Mantovani<sup>a,b</sup>, M. Menichelli<sup>a</sup>, A. Saha<sup>a</sup>, A. Santocchia<sup>a,b</sup>, A. Spiezia<sup>a,b</sup>

**INFN Sezione di Pisa <sup>a</sup>, Università di Pisa <sup>b</sup>, Scuola Normale Superiore di Pisa <sup>c</sup>, Pisa, Italy**

K. Androsov<sup>a,28</sup>, P. Azzurri<sup>a</sup>, G. Bagliesi<sup>a</sup>, J. Bernardini<sup>a</sup>, T. Boccali<sup>a</sup>, G. Broccolo<sup>a,c</sup>, R. Castaldi<sup>a</sup>, M.A. Ciocci<sup>a,28</sup>, R. Dell'Orso<sup>a</sup>, S. Donato<sup>a,c,2</sup>, G. Fedi, L. Foà<sup>a,c†</sup>, A. Giassi<sup>a</sup>, M.T. Grippo<sup>a,28</sup>, F. Ligabue<sup>a,c</sup>, T. Lomtadze<sup>a</sup>, L. Martini<sup>a,b</sup>, A. Messineo<sup>a,b</sup>, F. Palla<sup>a</sup>, A. Rizzi<sup>a,b</sup>, A. Savoy-Navarro<sup>a,29</sup>, A.T. Serban<sup>a</sup>, P. Spagnolo<sup>a</sup>, P. Squillacioti<sup>a,28</sup>, R. Tenchini<sup>a</sup>, G. Tonelli<sup>a,b</sup>, A. Venturi<sup>a</sup>, P.G. Verdini<sup>a</sup>

**INFN Sezione di Roma <sup>a</sup>, Università di Roma <sup>b</sup>, Roma, Italy**

L. Barone<sup>a,b</sup>, F. Cavallari<sup>a</sup>, G. D'imperio<sup>a,b,2</sup>, D. Del Re<sup>a,b</sup>, M. Diemoz<sup>a</sup>, S. Gelli<sup>a,b</sup>, C. Jorda<sup>a</sup>, E. Longo<sup>a,b</sup>, F. Margaroli<sup>a,b</sup>, P. Meridiani<sup>a</sup>, G. Organtini<sup>a,b</sup>, R. Paramatti<sup>a</sup>, F. Preiato<sup>a,b</sup>, S. Rahatlou<sup>a,b</sup>, C. Rovelli<sup>a</sup>, F. Santanastasio<sup>a,b</sup>, P. Traczyk<sup>a,b,2</sup>

**INFN Sezione di Torino <sup>a</sup>, Università di Torino <sup>b</sup>, Torino, Italy, Università del Piemonte Orientale <sup>c</sup>, Novara, Italy**

N. Amapane<sup>a,b</sup>, R. Arcidiacono<sup>a,c,2</sup>, S. Argiro<sup>a,b</sup>, M. Arneodo<sup>a,c</sup>, R. Bellan<sup>a,b</sup>, C. Biino<sup>a</sup>, N. Cartiglia<sup>a</sup>, M. Costa<sup>a,b</sup>, R. Covarelli<sup>a,b</sup>, A. Degano<sup>a,b</sup>, N. Demaria<sup>a</sup>, L. Finco<sup>a,b,2</sup>, B. Kiani<sup>a,b</sup>, C. Mariotti<sup>a</sup>, S. Maselli<sup>a</sup>, E. Migliore<sup>a,b</sup>, V. Monaco<sup>a,b</sup>, E. Monteil<sup>a,b</sup>, M. Musich<sup>a</sup>, M.M. Obertino<sup>a,b</sup>, L. Pacher<sup>a,b</sup>, N. Pastrone<sup>a</sup>, M. Pelliccioni<sup>a</sup>, G.L. Pinna Angioni<sup>a,b</sup>, F. Ravera<sup>a,b</sup>, A. Romero<sup>a,b</sup>, M. Ruspa<sup>a,c</sup>, R. Sacchi<sup>a,b</sup>, A. Solano<sup>a,b</sup>, A. Staiano<sup>a</sup>, U. Tamponi<sup>a</sup>

**INFN Sezione di Trieste <sup>a</sup>, Università di Trieste <sup>b</sup>, Trieste, Italy**

S. Belforte<sup>a</sup>, V. Candelise<sup>a,b,2</sup>, M. Casarsa<sup>a</sup>, F. Cossutti<sup>a</sup>, G. Della Ricca<sup>a,b</sup>, B. Gobbo<sup>a</sup>,  
C. La Licata<sup>a,b</sup>, M. Marone<sup>a,b</sup>, A. Schizzi<sup>a,b</sup>, A. Zanetti<sup>a</sup>

**Kangwon National University, Chunchon, Korea**

A. Kropivnitskaya, S.K. Nam

**Kyungpook National University, Daegu, Korea**

D.H. Kim, G.N. Kim, M.S. Kim, D.J. Kong, S. Lee, Y.D. Oh, A. Sakharov, D.C. Son

**Chonbuk National University, Jeonju, Korea**

J.A. Brochero Cifuentes, H. Kim, T.J. Kim, M.S. Ryu

**Chonnam National University, Institute for Universe and Elementary Particles,  
Kwangju, Korea**

S. Song

**Korea University, Seoul, Korea**

S. Choi, Y. Go, D. Gyun, B. Hong, M. Jo, H. Kim, Y. Kim, B. Lee, K. Lee, K.S. Lee,  
S. Lee, S.K. Park, Y. Roh

**Seoul National University, Seoul, Korea**

H.D. Yoo

**University of Seoul, Seoul, Korea**

M. Choi, H. Kim, J.H. Kim, J.S.H. Lee, I.C. Park, G. Ryu

**Sungkyunkwan University, Suwon, Korea**

Y. Choi, J. Goh, D. Kim, E. Kwon, J. Lee, I. Yu

**Vilnius University, Vilnius, Lithuania**

A. Juodagalvis, J. Vaitkus

**National Centre for Particle Physics, Universiti Malaya, Kuala Lumpur,  
Malaysia**

I. Ahmed, Z.A. Ibrahim, J.R. Komaragiri, M.A.B. Md Ali<sup>30</sup>, F. Mohamad Idris<sup>31</sup>,  
W.A.T. Wan Abdullah, M.N. Yusli

**Centro de Investigacion y de Estudios Avanzados del IPN, Mexico City, Mexico**

E. Casimiro Linares, H. Castilla-Valdez, E. De La Cruz-Burelo, I. Heredia-de La Cruz<sup>32</sup>,  
A. Hernandez-Almada, R. Lopez-Fernandez, A. Sanchez-Hernandez

**Universidad Iberoamericana, Mexico City, Mexico**

S. Carrillo Moreno, F. Vazquez Valencia

**Benemerita Universidad Autonoma de Puebla, Puebla, Mexico**

I. Pedraza, H.A. Salazar Ibarguen

**Universidad Autónoma de San Luis Potosí, San Luis Potosí, Mexico**

A. Morelos Pineda

**University of Auckland, Auckland, New Zealand**

D. Krofcheck

**University of Canterbury, Christchurch, New Zealand**

P.H. Butler

**National Centre for Physics, Quaid-I-Azam University, Islamabad, Pakistan**

A. Ahmad, M. Ahmad, Q. Hassan, H.R. Hoorani, W.A. Khan, T. Khurshid, M. Shoaib

**National Centre for Nuclear Research, Swierk, Poland**

H. Bialkowska, M. Bluj, B. Boimska, T. Frueboes, M. Górski, M. Kazana, K. Nawrocki, K. Romanowska-Rybinska, M. Szleper, P. Zalewski

**Institute of Experimental Physics, Faculty of Physics, University of Warsaw, Warsaw, Poland**

G. Brona, K. Bunkowski, A. Byszuk<sup>33</sup>, K. Doroba, A. Kalinowski, M. Konecki, J. Krolikowski, M. Misiura, M. Olszewski, M. Walczak

**Laboratório de Instrumentação e Física Experimental de Partículas, Lisboa, Portugal**

P. Bargassa, C. Beirão Da Cruz E Silva, A. Di Francesco, P. Faccioli, P.G. Ferreira Parracho, M. Gallinaro, N. Leonardo, L. Lloret Iglesias, F. Nguyen, J. Rodrigues Antunes, J. Seixas, O. Toldaiev, D. Vadrucio, J. Varela, P. Vischia

**Joint Institute for Nuclear Research, Dubna, Russia**

S. Afanasiev, P. Bunin, M. Gavrilenko, I. Golutvin, I. Gorbunov, A. Kamenev, V. Karjavin, V. Konoplyanikov, A. Lanev, A. Malakhov, V. Matveev<sup>34</sup>, P. Moisenz, V. Palichik, V. Perelygin, S. Shmatov, S. Shulha, N. Skatchkov, V. Smirnov, A. Zarubin

**Petersburg Nuclear Physics Institute, Gatchina (St. Petersburg), Russia**

V. Golovtsov, Y. Ivanov, V. Kim<sup>35</sup>, E. Kuznetsova, P. Levchenko, V. Murzin, V. Oreshkin, I. Smirnov, V. Sulimov, L. Uvarov, S. Vavilov, A. Vorobyev

**Institute for Nuclear Research, Moscow, Russia**

Yu. Andreev, A. Dermenev, S. Gninenko, N. Golubev, A. Karneyev, M. Kirsanov, N. Krasnikov, A. Pashenkov, D. Tlisov, A. Toropin

**Institute for Theoretical and Experimental Physics, Moscow, Russia**

V. Epshteyn, V. Gavrilov, N. Lychkovskaya, V. Popov, I. Pozdnyakov, G. Safronov, A. Spiridonov, E. Vlasov, A. Zhokin

**National Research Nuclear University 'Moscow Engineering Physics Institute' (MEPhI), Moscow, Russia**

A. Bylinkin

**P.N. Lebedev Physical Institute, Moscow, Russia**

V. Andreev, M. Azarkin<sup>36</sup>, I. Dremin<sup>36</sup>, M. Kirakosyan, A. Leonidov<sup>36</sup>, G. Mesyats, S.V. Rusakov, A. Vinogradov

**Skobeltsyn Institute of Nuclear Physics, Lomonosov Moscow State University, Moscow, Russia**

A. Baskakov, A. Belyaev, E. Boos, V. Bunichev, M. Dubinin<sup>37</sup>, L. Dudko, A. Ershov, V. Klyukhin, O. Kodolova, I. Lokhtin, I. Myagkov, S. Obraztsov, M. Perfilov, S. Petrushanko, V. Savrin

**State Research Center of Russian Federation, Institute for High Energy Physics, Protvino, Russia**

I. Azhgirey, I. Bayshev, S. Bitioukov, V. Kachanov, A. Kalinin, D. Konstantinov, V. Krychkin, V. Petrov, R. Ryutin, A. Sobol, L. Tourtchanovitch, S. Troshin, N. Tyurin, A. Uzunian, A. Volkov

**University of Belgrade, Faculty of Physics and Vinca Institute of Nuclear Sciences, Belgrade, Serbia**

P. Adzic<sup>38</sup>, M. Ekmedzic, J. Milosevic, V. Rekovic

**Centro de Investigaciones Energéticas Medioambientales y Tecnológicas (CIEMAT), Madrid, Spain**

J. Alcaraz Maestre, E. Calvo, M. Cerrada, M. Chamizo Llatas, N. Colino, B. De La Cruz, A. Delgado Peris, D. Domínguez Vázquez, A. Escalante Del Valle, C. Fernandez Bedoya, J.P. Fernández Ramos, J. Flix, M.C. Fouz, P. Garcia-Abia, O. Gonzalez Lopez, S. Goy Lopez, J.M. Hernandez, M.I. Josa, E. Navarro De Martino, A. Pérez-Calero Yzquierdo, J. Puerta Pelayo, A. Quintario Olmeda, I. Redondo, L. Romero, M.S. Soares

**Universidad Autónoma de Madrid, Madrid, Spain**

C. Albajar, J.F. de Trocóniz, M. Missiroli, D. Moran

**Universidad de Oviedo, Oviedo, Spain**

J. Cuevas, J. Fernandez Menendez, S. Folgueras, I. Gonzalez Caballero, E. Palencia Cortezon, J.M. Vizán Garcia

**Instituto de Física de Cantabria (IFCA), CSIC-Universidad de Cantabria, Santander, Spain**

I.J. Cabrillo, A. Calderon, J.R. Castiñeiras De Saa, P. De Castro Manzano, J. Duarte Campderros, M. Fernandez, J. Garcia-Ferrero, G. Gomez, A. Lopez Virto, J. Marco, R. Marco, C. Martinez Rivero, F. Matorras, F.J. Munoz Sanchez, J. Piedra Gomez, T. Rodrigo, A.Y. Rodríguez-Marrero, A. Ruiz-Jimeno, L. Scodellaro, I. Vila, R. Vilar Cortabitarte

**CERN, European Organization for Nuclear Research, Geneva, Switzerland**

D. Abbaneo, E. Auffray, G. Auzinger, M. Bachtis, P. Baillon, A.H. Ball, D. Barney, A. Benaglia, J. Bendavid, L. Benhabib, J.F. Benitez, G.M. Berruti, P. Bloch, A. Bocci, A. Bonato, C. Botta, H. Breuker, T. Camporesi, R. Castello, G. Cerminara, S. Colafranceschi<sup>39</sup>, M. D'Alfonso, D. d'Enterria, A. Dabrowski, V. Daponte, A. David, M. De Gruttola, F. De Guio, A. De Roeck, S. De Visscher, E. Di Marco, M. Dobson, M. Dordevic, B. Dorney, T. du Pree, M. Dünser, N. Dupont, A. Elliott-Peisert, G. Franzoni, W. Funk, D. Gigi, K. Gill, D. Giordano, M. Girone, F. Glege, R. Guida, S. Gundacker, M. Guthoff, J. Hammer,

P. Harris, J. Hegeman, V. Innocente, P. Janot, H. Kirschenmann, M.J. Kortelainen, K. Kousouris, K. Krajczar, P. Lecoq, C. Lourenço, M.T. Lucchini, N. Magini, L. Malgeri, M. Mannelli, A. Martelli, L. Masetti, F. Meijers, S. Mersi, E. Meschi, F. Moortgat, S. Morovic, M. Mulders, M.V. Nemallapudi, H. Neugebauer, S. Orfanelli<sup>40</sup>, L. Orsini, L. Pape, E. Perez, M. Peruzzi, A. Petrilli, G. Petrucciani, A. Pfeiffer, D. Piparo, A. Racz, G. Rolandi<sup>41</sup>, M. Rovere, M. Ruan, H. Sakulin, C. Schäfer, C. Schwick, A. Sharma, P. Silva, M. Simon, P. Sphicas<sup>42</sup>, D. Spiga, J. Steggemann, B. Stieger, M. Stoye, Y. Takahashi, D. Treille, A. Triossi, A. Tsirou, G.I. Veres<sup>19</sup>, N. Wardle, H.K. Wöhri, A. Zagozdzińska<sup>33</sup>, W.D. Zeuner

**Paul Scherrer Institut, Villigen, Switzerland**

W. Bertl, K. Deiters, W. Erdmann, R. Horisberger, Q. Ingram, H.C. Kaestli, D. Kotlinski, U. Langenegger, D. Renker, T. Rohe

**Institute for Particle Physics, ETH Zurich, Zurich, Switzerland**

F. Bachmair, L. Bäni, L. Bianchini, M.A. Buchmann, B. Casal, G. Dissertori, M. Dittmar, M. Donegà, P. Eller, C. Grab, C. Heidegger, D. Hits, J. Hoss, G. Kasieczka, W. Luster, M. Mangano, M. Marionneau, P. Martinez Ruiz del Arbol, M. Masciovecchio, D. Meister, F. Micheli, P. Musella, F. Nessi-Tedaldi, F. Pandolfi, J. Pata, F. Pauss, L. Perrozzi, M. Quittnat, M. Rossini, A. Starodumov<sup>43</sup>, M. Takahashi, V.R. Tavolaro, K. Theofilatos, R. Wallny

**Universität Zürich, Zurich, Switzerland**

T.K. Aarrestad, C. AMSLER<sup>44</sup>, L. Caminada, M.F. Canelli, V. Chiochia, A. De Cosa, C. Galloni, A. Hinzmann, T. Hreus, B. Kilminster, C. Lange, J. Ngadiuba, D. Pinna, P. Robmann, F.J. Ronga, D. Salerno, Y. Yang

**National Central University, Chung-Li, Taiwan**

M. Cardaci, K.H. Chen, T.H. Doan, Sh. Jain, R. Khurana, M. Konyushikhin, C.M. Kuo, W. Lin, Y.J. Lu, S.S. Yu

**National Taiwan University (NTU), Taipei, Taiwan**

Arun Kumar, R. Bartek, P. Chang, Y.H. Chang, Y.W. Chang, Y. Chao, K.F. Chen, P.H. Chen, C. Dietz, F. Fiori, U. Grundler, W.-S. Hou, Y. Hsiung, Y.F. Liu, R.-S. Lu, M. Miñano Moya, E. Petrakou, J.f. Tsai, Y.M. Tzeng

**Chulalongkorn University, Faculty of Science, Department of Physics, Bangkok, Thailand**

B. Asavapibhop, K. Kovitanggoon, G. Singh, N. Srimanobhas, N. Suwonjandee

**Cukurova University, Adana, Turkey**

A. Adiguzel, S. Cerci<sup>45</sup>, Z.S. Demiroglu, C. Dozen, I. Dumanoglu, S. Girgis, G. Gokbulut, Y. Guler, E. Gurpinar, I. Hos, E.E. Kangal<sup>46</sup>, A. Kayis Topaksu, G. Onengut<sup>47</sup>, K. Ozdemir<sup>48</sup>, S. Ozturk<sup>49</sup>, B. Tali<sup>45</sup>, H. Topakli<sup>49</sup>, M. Vergili, C. Zorbilmez

**Middle East Technical University, Physics Department, Ankara, Turkey**

I.V. Akin, B. Bilin, S. Bilmis, B. Isildak<sup>50</sup>, G. Karapinar<sup>51</sup>, M. Yalvac, M. Zeyrek



**Bogazici University, Istanbul, Turkey**E.A. Albayrak<sup>52</sup>, E. Gülmez, M. Kaya<sup>53</sup>, O. Kaya<sup>54</sup>, T. Yetkin<sup>55</sup>**Istanbul Technical University, Istanbul, Turkey**K. Cankocak, S. Sen<sup>56</sup>, F.I. Vardarli**Institute for Scintillation Materials of National Academy of Science of Ukraine, Kharkov, Ukraine**

B. Grynyov

**National Scientific Center, Kharkov Institute of Physics and Technology, Kharkov, Ukraine**

L. Levchuk, P. Sorokin

**University of Bristol, Bristol, United Kingdom**R. Aggleton, F. Ball, L. Beck, J.J. Brooke, E. Clement, D. Cussans, H. Flacher, J. Goldstein, M. Grimes, G.P. Heath, H.F. Heath, J. Jacob, L. Kreczko, C. Lucas, Z. Meng, D.M. Newbold<sup>57</sup>, S. Paramesvaran, A. Poll, T. Sakuma, S. Seif El Nasr-storey, S. Senkin, D. Smith, V.J. Smith**Rutherford Appleton Laboratory, Didcot, United Kingdom**K.W. Bell, A. Belyaev<sup>58</sup>, C. Brew, R.M. Brown, D. Cieri, D.J.A. Cockerill, J.A. Coughlan, K. Harder, S. Harper, E. Olaiya, D. Petyt, C.H. Shepherd-Themistocleous, A. Thea, I.R. Tomalin, T. Williams, W.J. Womersley, S.D. Worm**Imperial College, London, United Kingdom**M. Baber, R. Bainbridge, O. Buchmuller, A. Bundock, D. Burton, S. Casasso, M. Citron, D. Colling, L. Corpe, N. Cripps, P. Dauncey, G. Davies, A. De Wit, M. Della Negra, P. Dunne, A. Elwood, W. Ferguson, J. Fulcher, D. Futyan, G. Hall, G. Iles, M. Kenzie, R. Lane, R. Lucas<sup>57</sup>, L. Lyons, A.-M. Magnan, S. Malik, J. Nash, A. Nikitenko<sup>43</sup>, J. Pela, M. Pesaresi, K. Petridis, D.M. Raymond, A. Richards, A. Rose, C. Seez, A. Tapper, K. Uchida, M. Vazquez Acosta<sup>59</sup>, T. Virdee, S.C. Zenz**Brunel University, Uxbridge, United Kingdom**

J.E. Cole, P.R. Hobson, A. Khan, P. Kyberd, D. Leggat, D. Leslie, I.D. Reid, P. Symonds, L. Teodorescu, M. Turner

**Baylor University, Waco, USA**

A. Borzou, K. Call, J. Dittmann, K. Hatakeyama, A. Kasmi, H. Liu, N. Pastika

**The University of Alabama, Tuscaloosa, USA**

O. Charaf, S.I. Cooper, C. Henderson, P. Rumerio

**Boston University, Boston, USA**

A. Avetisyan, T. Bose, C. Fantasia, D. Gastler, P. Lawson, D. Rankin, C. Richardson, J. Rohlf, J. St. John, L. Sulak, D. Zou

**Brown University, Providence, USA**

J. Alimena, E. Berry, S. Bhattacharya, D. Cutts, N. Dhingra, A. Ferapontov, A. Garabedian, J. Hakala, U. Heintz, E. Laird, G. Landsberg, Z. Mao, M. Narain, S. Piperov, S. Sagir, T. Sinthuprasith, R. Syarif

**University of California, Davis, Davis, USA**

R. Breedon, G. Breto, M. Calderon De La Barca Sanchez, S. Chauhan, M. Chertok, J. Conway, R. Conway, P.T. Cox, R. Erbacher, M. Gardner, W. Ko, R. Lander, M. Mulhearn, D. Pellett, J. Pilot, F. Ricci-Tam, S. Shalhout, J. Smith, M. Squires, D. Stolp, M. Tripathi, S. Wilbur, R. Yohay

**University of California, Los Angeles, USA**

R. Cousins, P. Everaerts, C. Farrell, J. Hauser, M. Ignatenko, D. Saltzberg, E. Takasugi, V. Valuev, M. Weber

**University of California, Riverside, Riverside, USA**

K. Burt, R. Clare, J. Ellison, J.W. Gary, G. Hanson, J. Heilman, M. Ivova PANEVA, P. Jandir, E. Kennedy, F. Lacroix, O.R. Long, A. Luthra, M. Malberti, M. Olmedo Negrete, A. Shrinivas, H. Wei, S. Wimpenny, B. R. Yates

**University of California, San Diego, La Jolla, USA**

J.G. Branson, G.B. Cerati, S. Cittolin, R.T. D'Agnolo, A. Holzner, R. Kelley, D. Klein, J. Letts, I. Macneill, D. Olivito, S. Padhi, M. Pieri, M. Sani, V. Sharma, S. Simon, M. Tadel, A. Vartak, S. Wasserbaech<sup>60</sup>, C. Welke, F. Würthwein, A. Yagil, G. Zevi Della Porta

**University of California, Santa Barbara, Santa Barbara, USA**

D. Barge, J. Bradmiller-Feld, C. Campagnari, A. Dishaw, V. Dutta, K. Flowers, M. Franco Sevilla, P. Geffert, C. George, F. Golf, L. Gouskos, J. Gran, J. Incandela, C. Justus, N. Mccoll, S.D. Mullin, J. Richman, D. Stuart, I. Suarez, W. To, C. West, J. Yoo

**California Institute of Technology, Pasadena, USA**

D. Anderson, A. Apresyan, A. Bornheim, J. Bunn, Y. Chen, J. Duarte, A. Mott, H.B. Newman, C. Pena, M. Pierini, M. Spiropulu, J.R. Vlimant, S. Xie, R.Y. Zhu

**Carnegie Mellon University, Pittsburgh, USA**

M.B. Andrews, V. Azzolini, A. Calamba, B. Carlson, T. Ferguson, M. Paulini, J. Russ, M. Sun, H. Vogel, I. Vorobiev

**University of Colorado Boulder, Boulder, USA**

J.P. Cumalat, W.T. Ford, A. Gaz, F. Jensen, A. Johnson, M. Krohn, T. Mulholland, U. Nauenberg, K. Stenson, S.R. Wagner

**Cornell University, Ithaca, USA**

J. Alexander, A. Chatterjee, J. Chaves, J. Chu, S. Dittmer, N. Eggert, N. Mirman, G. Nicolas Kaufman, J.R. Patterson, A. Rinkevicius, A. Ryd, L. Skinnari, L. Soffi, W. Sun, S.M. Tan, W.D. Teo, J. Thom, J. Thompson, J. Tucker, Y. Weng, P. Wittich

**Fermi National Accelerator Laboratory, Batavia, USA**

S. Abdullin, M. Albrow, J. Anderson, G. Apollinari, S. Banerjee, L.A.T. Bauerdick, A. Beretvas, J. Berryhill, P.C. Bhat, G. Bolla, K. Burkett, J.N. Butler, H.W.K. Cheung, F. Chlebana, S. Cihangir, V.D. Elvira, I. Fisk, J. Freeman, E. Gottschalk, L. Gray, D. Green, S. Grünendahl, O. Gutsche, J. Hanlon, D. Hare, R.M. Harris, S. Hasegawa, J. Hirschauer, Z. Hu, S. Jindariani, M. Johnson, U. Joshi, A.W. Jung, B. Klima, B. Kreis, S. Kwan<sup>†</sup>, S. Lammel, J. Linacre, D. Lincoln, R. Lipton, T. Liu, R. Lopes De Sá, J. Lykken, K. Maeshima, J.M. Marraffino, V.I. Martinez Outschoorn, S. Maruyama, D. Mason, P. McBride, P. Merkel, K. Mishra, S. Mrenna, S. Nahn, C. Newman-Holmes, V. O'Dell, K. Pedro, O. Prokofyev, G. Rakness, E. Sexton-Kennedy, A. Soha, W.J. Spalding, L. Spiegel, L. Taylor, S. Tkaczyk, N.V. Tran, L. Uplegger, E.W. Vaandering, C. Vernieri, M. Verzocchi, R. Vidal, H.A. Weber, A. Whitbeck, F. Yang

**University of Florida, Gainesville, USA**

D. Acosta, P. Avery, P. Bortignon, D. Bourilkov, A. Carnes, M. Carver, D. Curry, S. Das, G.P. Di Giovanni, R.D. Field, I.K. Furic, J. Hugon, J. Konigsberg, A. Korytov, J.F. Low, P. Ma, K. Matchev, H. Mei, P. Milenovic<sup>61</sup>, G. Mitselmakher, D. Rank, R. Rossin, L. Shchutska, M. Snowball, D. Sperka, N. Terentyev, L. Thomas, J. Wang, S. Wang, J. Yelton

**Florida International University, Miami, USA**

S. Hewamanage, S. Linn, P. Markowitz, G. Martinez, J.L. Rodriguez

**Florida State University, Tallahassee, USA**

A. Ackert, J.R. Adams, T. Adams, A. Askew, J. Bochenek, B. Diamond, J. Haas, S. Hagopian, V. Hagopian, K.F. Johnson, A. Khatiwada, H. Prosper, M. Weinberg

**Florida Institute of Technology, Melbourne, USA**

M.M. Baarmand, V. Bhopatkar, M. Hohlmann, H. Kalakhety, D. Noonan, T. Roy, F. Yumiceva

**University of Illinois at Chicago (UIC), Chicago, USA**

M.R. Adams, L. Apanasevich, D. Berry, R.R. Betts, I. Bucinskaite, R. Cavanaugh, O. Evdokimov, L. Gauthier, C.E. Gerber, D.J. Hofman, P. Kurt, C. O'Brien, I.D. Sandoval Gonzalez, C. Silkworth, P. Turner, N. Varelas, Z. Wu, M. Zakaria

**The University of Iowa, Iowa City, USA**

B. Bilki<sup>62</sup>, W. Clarida, K. Dilsiz, S. Durgut, R.P. Gandrajula, M. Haytmyradov, V. Khristenko, J.-P. Merlo, H. Mermerkaya<sup>63</sup>, A. Mestvirishvili, A. Moeller, J. Nachtman, H. Ogul, Y. Onel, F. Ozok<sup>52</sup>, A. Penzo, C. Snyder, P. Tan, E. Tiras, J. Wetzel, K. Yi

**Johns Hopkins University, Baltimore, USA**

I. Anderson, B.A. Barnett, B. Blumenfeld, D. Fehling, L. Feng, A.V. Gritsan, P. Maksimovic, C. Martin, M. Osherson, M. Swartz, M. Xiao, Y. Xin, C. You

**The University of Kansas, Lawrence, USA**

P. Baringer, A. Bean, G. Benelli, C. Bruner, R.P. Kenny III, D. Majumder, M. Malek, M. Murray, S. Sanders, R. Stringer, Q. Wang

**Kansas State University, Manhattan, USA**

A. Ivanov, K. Kaadze, S. Khalil, M. Makouski, Y. Maravin, A. Mohammadi, L.K. Saini, N. Skhirtladze, S. Toda

**Lawrence Livermore National Laboratory, Livermore, USA**

D. Lange, F. Rebassoo, D. Wright

**University of Maryland, College Park, USA**

C. Anelli, A. Baden, O. Baron, A. Belloni, B. Calvert, S.C. Eno, C. Ferraioli, J.A. Gomez, N.J. Hadley, S. Jabeen, R.G. Kellogg, T. Kolberg, J. Kunkle, Y. Lu, A.C. Mignerey, Y.H. Shin, A. Skuja, M.B. Tonjes, S.C. Tonwar

**Massachusetts Institute of Technology, Cambridge, USA**

A. Apyan, R. Barbieri, A. Baty, K. Bierwagen, S. Brandt, W. Busza, I.A. Cali, Z. Demiragli, L. Di Matteo, G. Gomez Ceballos, M. Goncharov, D. Gulhan, Y. Iiyama, G.M. Innocenti, M. Klute, D. Kovalskyi, Y.S. Lai, Y.-J. Lee, A. Levin, P.D. Luckey, A.C. Marini, C. McGinn, C. Mironov, X. Niu, C. Paus, D. Ralph, C. Roland, G. Roland, J. Salfeld-Nebgen, G.S.F. Stephans, K. Sumorok, M. Varma, D. Velicanu, J. Veverka, J. Wang, T.W. Wang, B. Wyslouch, M. Yang, V. Zhukova

**University of Minnesota, Minneapolis, USA**

B. Dahmes, A. Evans, A. Finkel, A. Gude, P. Hansen, S. Kalafut, S.C. Kao, K. Klapoetke, Y. Kubota, Z. Lesko, J. Mans, S. Nourbakhsh, N. Ruckstuhl, R. Rusack, N. Tambe, J. Turkewitz

**University of Mississippi, Oxford, USA**

J.G. Acosta, S. Oliveros

**University of Nebraska-Lincoln, Lincoln, USA**

E. Avdeeva, K. Bloom, S. Bose, D.R. Claes, A. Dominguez, C. Fangmeier, R. Gonzalez Suarez, R. Kamalieddin, J. Keller, D. Knowlton, I. Kravchenko, J. Lazo-Flores, F. Meier, J. Monroy, F. Ratnikov, J.E. Siado, G.R. Snow

**State University of New York at Buffalo, Buffalo, USA**

M. Alyari, J. Dolen, J. George, A. Godshalk, C. Harrington, I. Iashvili, J. Kaisen, A. Kharchilava, A. Kumar, S. Rappoccio

**Northeastern University, Boston, USA**

G. Alverson, E. Barberis, D. Baumgartel, M. Chasco, A. Hortiangtham, A. Massironi, D.M. Morse, D. Nash, T. Orimoto, R. Teixeira De Lima, D. Trocino, R.-J. Wang, D. Wood, J. Zhang

**Northwestern University, Evanston, USA**

K.A. Hahn, A. Kubik, N. Mucia, N. Odell, B. Pollack, A. Pozdnyakov, M. Schmitt, S. Stoynev, K. Sung, M. Trovato, M. Velasco

**University of Notre Dame, Notre Dame, USA**

A. Brinkerhoff, N. Dev, M. Hildreth, C. Jessop, D.J. Karmgard, N. Kellams, K. Lannon, S. Lynch, N. Marinelli, F. Meng, C. Mueller, Y. Musienko<sup>34</sup>, T. Pearson, M. Planer, A. Reinsvold, R. Ruchti, G. Smith, S. Taroni, N. Valls, M. Wayne, M. Wolf, A. Woodard

**The Ohio State University, Columbus, USA**

L. Antonelli, J. Brinson, B. Bylsma, L.S. Durkin, S. Flowers, A. Hart, C. Hill, R. Hughes, W. Ji, K. Kotov, T.Y. Ling, B. Liu, W. Luo, D. Puigh, M. Rodenburg, B.L. Winer, H.W. Wulsin

**Princeton University, Princeton, USA**

O. Driga, P. Elmer, J. Hardenbrook, P. Hebda, S.A. Koay, P. Lujan, D. Marlow, T. Medvedeva, M. Mooney, J. Olsen, C. Palmer, P. Piroué, X. Quan, H. Saka, D. Stickland, C. Tully, J.S. Werner, A. Zuranski

**University of Puerto Rico, Mayaguez, USA**

S. Malik

**Purdue University, West Lafayette, USA**

V.E. Barnes, D. Benedetti, D. Bortoletto, L. Gutay, M.K. Jha, M. Jones, K. Jung, D.H. Miller, N. Neumeister, B.C. Radburn-Smith, X. Shi, I. Shipsey, D. Silvers, J. Sun, A. Svyatkovskiy, F. Wang, W. Xie, L. Xu

**Purdue University Calumet, Hammond, USA**

N. Parashar, J. Stupak

**Rice University, Houston, USA**

A. Adair, B. Akgun, Z. Chen, K.M. Ecklund, F.J.M. Geurts, M. Guilbaud, W. Li, B. Michlin, M. Northup, B.P. Padley, R. Redjimi, J. Roberts, J. Rorie, Z. Tu, J. Zabel

**University of Rochester, Rochester, USA**

B. Betchart, A. Bodek, P. de Barbaro, R. Demina, Y. Eshaq, T. Ferbel, M. Galanti, A. Garcia-Bellido, J. Han, A. Harel, O. Hindrichs, A. Khukhunaishvili, G. Petrillo, M. Verzetti

**The Rockefeller University, New York, USA**

L. Demortier

**Rutgers, The State University of New Jersey, Piscataway, USA**

S. Arora, A. Barker, J.P. Chou, C. Contreras-Campana, E. Contreras-Campana, D. Dugan, D. Ferencek, Y. Gershtein, R. Gray, E. Halkiadakis, D. Hidas, E. Hughes, S. Kaplan, R. Kunnawalkam Elayavalli, A. Lath, K. Nash, S. Panwalkar, M. Park, S. Salur, S. Schnetzer, D. Sheffield, S. Somalwar, R. Stone, S. Thomas, P. Thomassen, M. Walker

**University of Tennessee, Knoxville, USA**

M. Foerster, G. Riley, K. Rose, S. Spanier, A. York

**Texas A&M University, College Station, USA**

O. Bouhali<sup>64</sup>, A. Castaneda Hernandez<sup>64</sup>, M. Dalchenko, M. De Mattia, A. Delgado, S. Dildick, R. Eusebi, W. Flanagan, J. Gilmore, T. Kamon<sup>65</sup>, V. Krutelyov, R. Mueller, I. Osipenkov, Y. Pakhotin, R. Patel, A. Perloff, A. Rose, A. Safonov, A. Tatarinov, K.A. Ulmer<sup>2</sup>

**Texas Tech University, Lubbock, USA**

N. Akchurin, C. Cowden, J. Damgov, C. Dragoiu, P.R. Duderø, J. Faulkner, S. Kunori, K. Lamichhane, S.W. Lee, T. Libeiro, S. Undleeb, I. Volobouev

**Vanderbilt University, Nashville, USA**

E. Appelt, A.G. Delannoy, S. Greene, A. Gurrola, R. Janjam, W. Johns, C. Maguire, Y. Mao, A. Melo, H. Ni, P. Sheldon, B. Snook, S. Tuo, J. Velkovska, Q. Xu

**University of Virginia, Charlottesville, USA**

M.W. Arenton, S. Boutle, B. Cox, B. Francis, J. Goodell, R. Hirosky, A. Ledovskoy, H. Li, C. Lin, C. Neu, X. Sun, Y. Wang, E. Wolfe, J. Wood, F. Xia

**Wayne State University, Detroit, USA**

C. Clarke, R. Harr, P.E. Karchin, C. Kottachchi Kankanamge Don, P. Lamichhane, J. Sturdy

**University of Wisconsin, Madison, USA**

D.A. Belknap, D. Carlsmith, M. Cepeda, A. Christian, S. Dasu, L. Dodd, S. Duric, E. Friis, B. Gomber, M. Grothe, R. Hall-Wilton, M. Herndon, A. Hervé, P. Klabbbers, A. Lanaro, A. Levine, K. Long, R. Loveless, A. Mohapatra, I. Ojalvo, T. Perry, G.A. Pierro, G. Polese, T. Ruggles, T. Sarangi, A. Savin, A. Sharma, N. Smith, W.H. Smith, D. Taylor, N. Woods

†: Deceased

1: Also at Vienna University of Technology, Vienna, Austria

2: Also at CERN, European Organization for Nuclear Research, Geneva, Switzerland

3: Also at State Key Laboratory of Nuclear Physics and Technology, Peking University, Beijing, China

4: Also at Institut Pluridisciplinaire Hubert Curien, Université de Strasbourg, Université de Haute Alsace Mulhouse, CNRS/IN2P3, Strasbourg, France

5: Also at National Institute of Chemical Physics and Biophysics, Tallinn, Estonia

6: Also at Skobeltsyn Institute of Nuclear Physics, Lomonosov Moscow State University, Moscow, Russia

7: Also at Universidade Estadual de Campinas, Campinas, Brazil

8: Also at Centre National de la Recherche Scientifique (CNRS) - IN2P3, Paris, France

9: Also at Laboratoire Leprince-Ringuet, Ecole Polytechnique, IN2P3-CNRS, Palaiseau, France

10: Also at Joint Institute for Nuclear Research, Dubna, Russia

11: Also at Ain Shams University, Cairo, Egypt

12: Also at Zewail City of Science and Technology, Zewail, Egypt

13: Also at British University in Egypt, Cairo, Egypt

- 14: Also at Université de Haute Alsace, Mulhouse, France
- 15: Also at Tbilisi State University, Tbilisi, Georgia
- 16: Also at University of Hamburg, Hamburg, Germany
- 17: Also at Brandenburg University of Technology, Cottbus, Germany
- 18: Also at Institute of Nuclear Research ATOMKI, Debrecen, Hungary
- 19: Also at Eötvös Loránd University, Budapest, Hungary
- 20: Also at University of Debrecen, Debrecen, Hungary
- 21: Also at Wigner Research Centre for Physics, Budapest, Hungary
- 22: Also at University of Visva-Bharati, Santiniketan, India
- 23: Now at King Abdulaziz University, Jeddah, Saudi Arabia
- 24: Also at University of Ruhuna, Matara, Sri Lanka
- 25: Also at Isfahan University of Technology, Isfahan, Iran
- 26: Also at University of Tehran, Department of Engineering Science, Tehran, Iran
- 27: Also at Plasma Physics Research Center, Science and Research Branch, Islamic Azad University, Tehran, Iran
- 28: Also at Università degli Studi di Siena, Siena, Italy
- 29: Also at Purdue University, West Lafayette, USA
- 30: Also at International Islamic University of Malaysia, Kuala Lumpur, Malaysia
- 31: Also at Malaysian Nuclear Agency, MOSTI, Kajang, Malaysia
- 32: Also at Consejo Nacional de Ciencia y Tecnología, Mexico city, Mexico
- 33: Also at Warsaw University of Technology, Institute of Electronic Systems, Warsaw, Poland
- 34: Also at Institute for Nuclear Research, Moscow, Russia
- 35: Also at St. Petersburg State Polytechnical University, St. Petersburg, Russia
- 36: Also at National Research Nuclear University 'Moscow Engineering Physics Institute' (MEPhI), Moscow, Russia
- 37: Also at California Institute of Technology, Pasadena, USA
- 38: Also at Faculty of Physics, University of Belgrade, Belgrade, Serbia
- 39: Also at Facoltà Ingegneria, Università di Roma, Roma, Italy
- 40: Also at National Technical University of Athens, Athens, Greece
- 41: Also at Scuola Normale e Sezione dell'INFN, Pisa, Italy
- 42: Also at University of Athens, Athens, Greece
- 43: Also at Institute for Theoretical and Experimental Physics, Moscow, Russia
- 44: Also at Albert Einstein Center for Fundamental Physics, Bern, Switzerland
- 45: Also at Adiyaman University, Adiyaman, Turkey
- 46: Also at Mersin University, Mersin, Turkey
- 47: Also at Cag University, Mersin, Turkey
- 48: Also at Piri Reis University, Istanbul, Turkey
- 49: Also at Gaziosmanpasa University, Tokat, Turkey
- 50: Also at Ozyegin University, Istanbul, Turkey
- 51: Also at Izmir Institute of Technology, Izmir, Turkey
- 52: Also at Mimar Sinan University, Istanbul, Istanbul, Turkey
- 53: Also at Marmara University, Istanbul, Turkey
- 54: Also at Kafkas University, Kars, Turkey
- 55: Also at Yildiz Technical University, Istanbul, Turkey
- 56: Also at Hacettepe University, Ankara, Turkey
- 57: Also at Rutherford Appleton Laboratory, Didcot, United Kingdom
- 58: Also at School of Physics and Astronomy, University of Southampton, Southampton, United Kingdom

- 59: Also at Instituto de Astrofísica de Canarias, La Laguna, Spain
- 60: Also at Utah Valley University, Orem, USA
- 61: Also at University of Belgrade, Faculty of Physics and Vinca Institute of Nuclear Sciences, Belgrade, Serbia
- 62: Also at Argonne National Laboratory, Argonne, USA
- 63: Also at Erzincan University, Erzincan, Turkey
- 64: Also at Texas A&M University at Qatar, Doha, Qatar
- 65: Also at Kyungpook National University, Daegu, Korea